

Flox



Einbauleuchten I






Recessed

Fuji

LED Downlight




Fixed



9.6W	Cutout Size	 Ø 85mm
17.8W	Cutout Size	 Ø 118mm
24.2W	Cutout Size	 Ø 175mm
31W	Cutout Size	 Ø 175mm
36.5W	Cutout Size	 Ø 220mm



Product Information

LED Power	9.6W		17.8W		24.2W		31W		36.5W	
CRI	>80Ra									
CCT	3000K	4000K	3000K	4000K	3000K	4000K	3000K	4000K	3000K	4000K
LED Lumen	844lm	859lm	1548lm	1598lm	2178lm	2264lm	2883lm	2914lm	3577lm	3613lm
LED Efficacy	88lm/W	89lm/W	87lm/W	90lm/W	90lm/W	94lm/W	93lm/W	94lm/W	98lm/W	99lm/W
LOR	76%		88%		85%		82%		86%	
Driver	350mA Tridonic Non-Dimmable Driver (included)		500mA Tridonic Non-Dimmable Driver (included)		700mA Tridonic Non-Dimmable Driver (included)		900mA Tridonic Non-Dimmable Driver (included)		900mA Tridonic Non-Dimmable Driver (included)	
Reflector	 68° included for 9.6W		 72° included for 17.8W / 24.2W / 31W					 85° included for 36.5W		



System includes: fixture and driver



Surface mounting frame
for Fuji 24.2W & 31W
(not included)

On Request	Article No.	Description	Article No.	Description
	S2.01.0968	Surface mounting frame for Fuji 24.2W & 31W (size Ø230*H145mm)	-	Dimmable driver available on request
			-	Emergency unit available on request

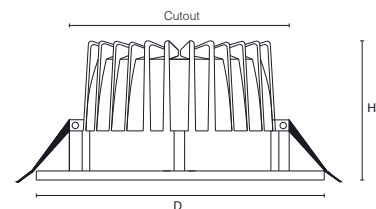
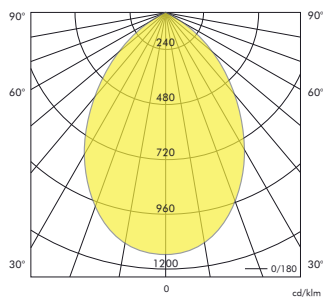


Fuji 24.2W 3000K

H [m]		[lux]	Beam [Ø cm]	Field [Ø cm]
1		1170	150	390
2		292	290	780
3		130	440	1170
4		73	580	1560
5		47	730	1950

Beam (50%) Angle: 72°

Field (10%) Angle: 125°



9.6W:	D=92mm	H=72mm	Cutout: Ø 85mm
17.8W:	D=130mm	H=75mm	Cutout: Ø 118mm
24.2W:	D=190mm	H=80mm	Cutout: Ø 175mm
31W:	D=190mm	H=80mm	Cutout: Ø 175mm
36.5W:	D=245mm	H=110mm	Cutout: Ø 220mm

Article No.	Product Name	LED Lumen	CCT	CRI	Cooling	LED-Power	Reflector	Diameter	Cutout Size
S2.11.1216	LED Downlight Fuji 9.6W	844lm	3000K	>80Ra	Passive	9.6W	68°	Ø 92mm	Ø 85mm
S2.11.1217	LED Downlight Fuji 9.6W	859lm	4000K	>80Ra	Passive	9.6W	68°	Ø 92mm	Ø 85mm
S2.11.1218	LED Downlight Fuji 17.8W	1548lm	3000K	>80Ra	Passive	17.8W	72°	Ø 130mm	Ø 118mm
S2.11.1219	LED Downlight Fuji 17.8W	1598lm	4000K	>80Ra	Passive	17.8W	72°	Ø 130mm	Ø 118mm
S2.11.1220	LED Downlight Fuji 24.2W	2178lm	3000K	>80Ra	Passive	24.2W	72°	Ø 190mm	Ø 175mm
S2.11.1221	LED Downlight Fuji 24.2W	2264lm	4000K	>80Ra	Passive	24.2W	72°	Ø 190mm	Ø 175mm
S2.11.1222	LED Downlight Fuji 31W	2883lm	3000K	>80Ra	Passive	31W	72°	Ø 190mm	Ø 175mm
S2.11.1223	LED Downlight Fuji 31W	2914lm	4000K	>80Ra	Passive	31W	72°	Ø 190mm	Ø 175mm
S2.11.1224	LED Downlight Fuji 36.5W	3577lm	3000K	>80Ra	Passive	36.5W	85°	Ø 245mm	Ø 220mm
S2.11.1225	LED Downlight Fuji 36.5W	3613lm	4000K	>80Ra	Passive	36.5W	85°	Ø 245mm	Ø 220mm






Product List

Maui

LED Downlight

Fixed




8W	Cutout Size	 Ø 85mm
17.8W	Cutout Size	 Ø 118mm
23.7W	Cutout Size	 Ø 175mm
34.5W	Cutout Size	 Ø 175mm
39.2W	Cutout Size	 Ø 205mm

Up to
39.2W
Power

Up to
4116lm
Lumen

3000K
4000K
CCT



Product Information	System Power	8W		17.8W		23.7W		34.5W		39.2W	
	CRI	>85Ra									
	CCT	3000K	4000K	3000K	4000K	3000K	4000K	3000K	4000K	3000K	4000K
	LED Lumen	844lm	859lm	1815lm	1869lm	2417lm	2488lm	3485lm	3553lm	3998lm	4116lm
	LED Efficacy	124lm/W	126lm/W	115lm/W	118lm/W	114lm/W	117lm/W	115lm/W	117lm/W	114lm/W	117lm/W
	LOR	>85%		>85%		>90%		>82%		>87%	
	Driver	300mA Non-Dimmable Driver (included)		500mA Non-Dimmable Driver (included)		500mA Non-Dimmable Driver (included)		800mA Non-Dimmable Driver (included)		900mA Non-Dimmable Driver (included)	
	Reflector	<div></div> <div>71° included</div>									



System includes: fixture and driver

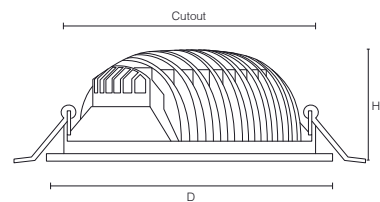
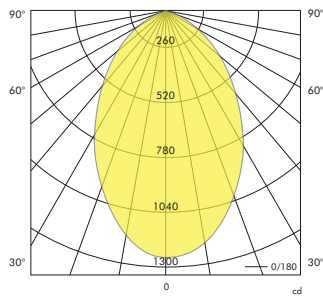


Maui 24W 3000K

H [m]		[lux]	Beam [° cm]	Field [° cm]
1		1264	140	480
2		316	290	970
3		140	430	1450
4		79	580	1930
5		51	720	2410

Beam (50%) Angle: 72°

Field (10%) Angle: 135°



8W:	D=105mm	H=55mm	Cutout= Ø 85mm
17.8W:	D=145mm	H=60mm	Cutout= Ø 118mm
23.7W:	D=196mm	H=80.5mm	Cutout= Ø 175mm
34.5W:	D=196mm	H=80.5mm	Cutout= Ø 175mm
39.2W:	D=240mm	H=94mm	Cutout= Ø 205mm

Article No.	Product Name	Color	LED Lumen	CCT	CRI	Cooling	LED Power	Reflector	Diameter	Cutout Size
S2.11.1740	LED Downlight Maui 8W	White	844lm	3000K	>85Ra	Passive	6.8W	71°	Ø 105mm	Ø 85mm
S2.11.1741	LED Downlight Maui 8W	White	859lm	4000K	>85Ra	Passive	6.8W	71°	Ø 105mm	Ø 85mm
S2.11.1742	LED Downlight Maui 17.8W	White	1815lm	3000K	>85Ra	Passive	15.8W	71°	Ø 145mm	Ø 118mm
S2.11.1743	LED Downlight Maui 17.8W	White	1869lm	4000K	>85Ra	Passive	15.8W	71°	Ø 145mm	Ø 118mm
S2.11.1744	LED Downlight Maui 23.7W	White	2417lm	3000K	>85Ra	Passive	21.3W	71°	Ø 196mm	Ø 175mm
S2.11.1745	LED Downlight Maui 23.7W	White	2488lm	4000K	>85Ra	Passive	21.3W	71°	Ø 196mm	Ø 175mm
S2.11.1746	LED Downlight Maui 34.5W	White	3485lm	3000K	>85Ra	Passive	30.3W	71°	Ø 196mm	Ø 175mm
S2.11.1747	LED Downlight Maui 34.5W	White	3553lm	4000K	>85Ra	Passive	30.3W	71°	Ø 196mm	Ø 175mm
S2.11.1748	LED Downlight Maui 39.2W	White	3998lm	3000K	>85Ra	Passive	35.2W	71°	Ø 240mm	Ø 205mm
S2.11.1749	LED Downlight Maui 39.2W	White	4116lm	4000K	>85Ra	Passive	35.2W	71°	Ø 240mm	Ø 205mm

Asta

LED Downlight

Kardan

HIGH CRI
>90Ra

FASHION
modules

FOOD
modules

AVAILABLE ON REQUEST

1-Light

**Cutout
Size**

205*195mm

2-Light

**Cutout
Size**

205*370mm

3-Light

**Cutout
Size**

205*540mm



Up to
42W

Power

Up to
6090lm





Lumen

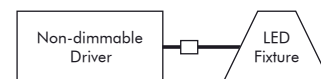
3000K
4000K

CCT



Product Information

LED Power	26W		42W	
CRI	>80Ra			
CCT	3000K	4000K	3000K	4000K
LED Lumen	3640lm	3790lm	5770lm	6090lm
LED Efficacy	140lm/W	146lm/W	137lm/W	145lm/W
LOR	Up to 85%			
Driver	Non-Dimmable Driver (included in downlight module)			
Reflector	 18°	 28°	 38° included	 60°



Downlight module includes: driver, epcom/2 connection and fixture

On Request

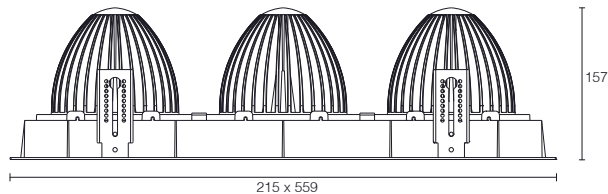
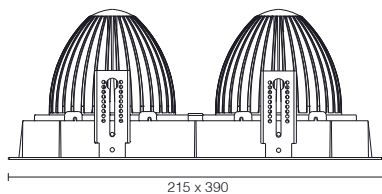
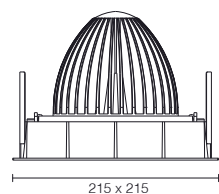
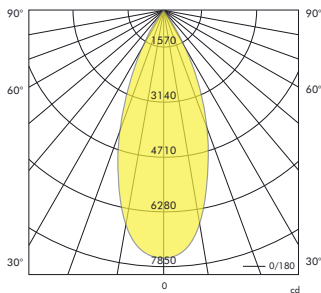
Article No.	Description	Article No.	Description
S5.14.0153	Reflector 18° for LED Downlight Module Asta	-	Dimmable driver available on request
S5.14.0154	Reflector 28° for LED Downlight Module Asta		
S5.14.0156	Reflector 60° for LED Downlight Module Asta		

Asta 42W 3000K 38° (per downlight module)

H [m]	[lux]	Beam [Ø cm]	Field [Ø cm]
1	7528	70	130
2	1883	140	270
3	837	220	400
4	470	290	540
5	302	360	670

Beam (50%) Angle: 40°

Field (10%) Angle: 68°

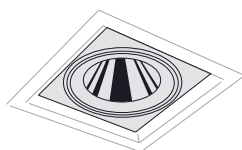
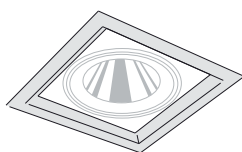


Combine

Ceiling Frame



Downlight Module



Article No.	Product Name	Color	Cutout Size
S2.11.1049	Frame Asta LED for 1-light	Grey	205*195mm
S2.11.1050	Frame Asta LED for 1-light	White	205*195mm
S2.11.1051	Frame Asta LED for 1-light	Black	205*195mm
S2.11.1052	Frame Asta LED for 2-light	Grey	205*370mm
S2.11.1053	Frame Asta LED for 2-light	White	205*370mm
S2.11.1054	Frame Asta LED for 2-light	Black	205*370mm
S2.11.1055	Frame Asta LED for 3-light	Grey	205*540mm
S2.11.1056	Frame Asta LED for 3-light	White	205*540mm
S2.11.1057	Frame Asta LED for 3-light	Black	205*540mm

Ceiling Frame

Article No.	Product Name	Color	LED Lumen	CCT	CRI	Cooling	LED Power	Reflector
S2.11.1296	LED Downlight Module Asta, excl. Frame	Grey	3640lm	3000K	>80Ra	Passive	26W	38°
S2.11.1297	LED Downlight Module Asta, excl. Frame	White	3640lm	3000K	>80Ra	Passive	26W	38°
S2.11.1298	LED Downlight Module Asta, excl. Frame	Black	3640lm	3000K	>80Ra	Passive	26W	38°
S2.11.1299	LED Downlight Module Asta, excl. Frame	Grey	3790lm	4000K	>80Ra	Passive	26W	38°
S2.11.1300	LED Downlight Module Asta, excl. Frame	White	3790lm	4000K	>80Ra	Passive	26W	38°
S2.11.1301	LED Downlight Module Asta, excl. Frame	Black	3790lm	4000K	>80Ra	Passive	26W	38°
S2.11.1302	LED Downlight Module Asta, excl. Frame	Grey	5770lm	3000K	>80Ra	Passive	42W	38°
S2.11.1303	LED Downlight Module Asta, excl. Frame	White	5770lm	3000K	>80Ra	Passive	42W	38°
S2.11.1304	LED Downlight Module Asta, excl. Frame	Black	5770lm	3000K	>80Ra	Passive	42W	38°
S2.11.1305	LED Downlight Module Asta, excl. Frame	Grey	6090lm	4000K	>80Ra	Passive	42W	38°
S2.11.1306	LED Downlight Module Asta, excl. Frame	White	6090lm	4000K	>80Ra	Passive	42W	38°
S2.11.1307	LED Downlight Module Asta, excl. Frame	Black	6090lm	4000K	>80Ra	Passive	42W	38°

Downlight Module

Flox

LED Downlight

Fixed

**Cutout
Size**  Ø 140mm

HIGH CRI
>90Ra

FASHION
modules

FOOD
modules

AVAILABLE ON REQUEST







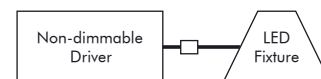
Up to
42W
Power

Up to
6090lm
Lumen

**3000K
4000K**
CCT



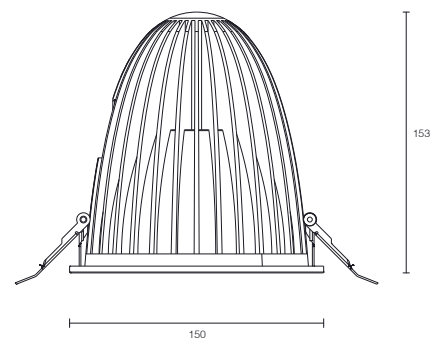
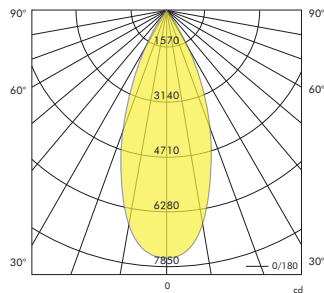
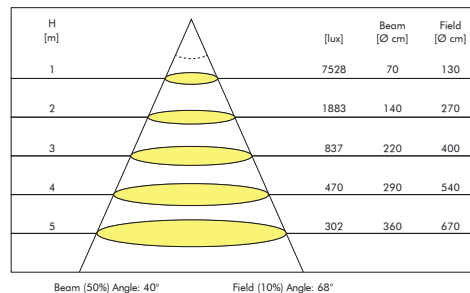
Product Information	LED Power	26W		42W	
	CRI	>80Ra			
	CCT	3000K	4000K	3000K	4000K
	LED Lumen	3640lm	3790lm	5770lm	6090lm
	LED Efficacy	140lm/W	146lm/W	137lm/W	145lm/W
	LOR	Up to 85%			
	Driver	Non-Dimmable Driver (included)			
	Reflector	<div><div><div>18°</div></div><div><div>28°</div></div><div><div>38° included</div></div><div><div>60°</div></div></div>			



System includes: driver, epcom/2 connection and fixture

On Request	Article No.	Description	Article No.	Description
	S5.14.0153	Reflector 18° for LED Downlight Flox	-	Dimmable driver available on request
	S5.14.0154	Reflector 28° for LED Downlight Flox		
	S5.14.0156	Reflector 60° for LED Downlight Flox		

Flox 42W 3000K 38°



Article No.	Product Name	Color	LED Lumen	CCT	CRI	Cooling	LED Power	Reflector	Cutout Size
S2.11.1308	LED Downlight Flox Fixed Round	Grey	3640lm	3000K	>80Ra	Passive	26W	38°	Ø 140mm
S2.11.1309	LED Downlight Flox Fixed Round	White	3640lm	3000K	>80Ra	Passive	26W	38°	Ø 140mm
S2.11.1310	LED Downlight Flox Fixed Round	Black	3640lm	3000K	>80Ra	Passive	26W	38°	Ø 140mm
S2.11.1311	LED Downlight Flox Fixed Round	Grey	3790lm	4000K	>80Ra	Passive	26W	38°	Ø 140mm
S2.11.1312	LED Downlight Flox Fixed Round	White	3790lm	4000K	>80Ra	Passive	26W	38°	Ø 140mm
S2.11.1313	LED Downlight Flox Fixed Round	Black	3790lm	4000K	>80Ra	Passive	26W	38°	Ø 140mm
S2.11.1314	LED Downlight Flox Fixed Round	Grey	5770lm	3000K	>80Ra	Passive	42W	38°	Ø 140mm
S2.11.1315	LED Downlight Flox Fixed Round	White	5770lm	3000K	>80Ra	Passive	42W	38°	Ø 140mm
S2.11.1316	LED Downlight Flox Fixed Round	Black	5770lm	3000K	>80Ra	Passive	42W	38°	Ø 140mm
S2.11.1317	LED Downlight Flox Fixed Round	Grey	6090lm	4000K	>80Ra	Passive	42W	38°	Ø 140mm
S2.11.1318	LED Downlight Flox Fixed Round	White	6090lm	4000K	>80Ra	Passive	42W	38°	Ø 140mm
S2.11.1319	LED Downlight Flox Fixed Round	Black	6090lm	4000K	>80Ra	Passive	42W	38°	Ø 140mm

Flox

LED Downlight

Versatile

**Cutout
Size**  Ø 162mm

HIGH CRI
>90Ra

FASHION
modules

FOOD
modules

AVAILABLE ON REQUEST







Up to
42W
Power

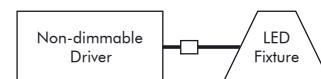
Up to
6090lm
Lumen

**3000K
4000K**
CCT



Product Information

LED Power	26W		42W	
CRI	>80Ra			
CCT	3000K	4000K	3000K	4000K
LED Lumen	3640lm	3790lm	5770lm	6090lm
LED Efficacy	140lm/W	146lm/W	137lm/W	145lm/W
LOR	Up to 85%			
Driver	Non-Dimmable Driver (included)			
Reflector	 18°	 28°	 38° included	 60°



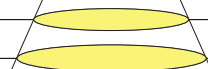




System includes: driver, epcom/2 connection and fixture

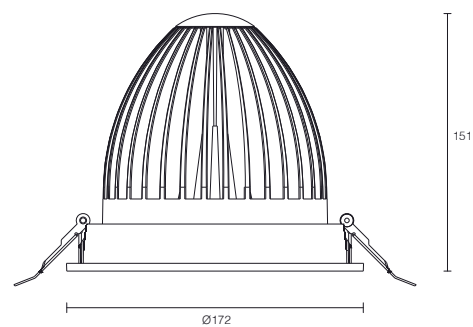
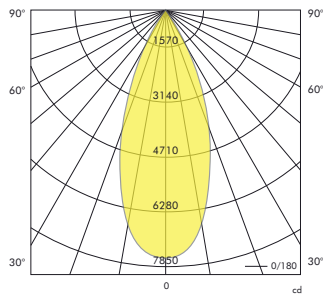
On Request

Article No.	Description	Article No.	Description
S5.14.0153	Reflector 18° for LED Downlight Flox	-	Dimmable driver available on request
S5.14.0154	Reflector 28° for LED Downlight Flox		
S5.14.0156	Reflector 60° for LED Downlight Flox		

Flox 42W 3000K 38°

H [m]		[lux]	Beam [Ø cm]	Field [Ø cm]
1		7528	70	130
2		1883	140	270
3		837	220	400
4		470	290	540
5		302	360	670

Beam (50%) Angle: 40° Field (10%) Angle: 68°



Article No.	Product Name	Color	LED Lumen	CCT	CRI	Cooling	LED Power	Reflector	Cutout Size
S2.11.1320	LED Downlight Flox Versatile Round	Grey	3640lm	3000K	>80Ra	Passive	26W	38°	Ø 162mm
S2.11.1321	LED Downlight Flox Versatile Round	White	3640lm	3000K	>80Ra	Passive	26W	38°	Ø 162mm
S2.11.1322	LED Downlight Flox Versatile Round	Black	3640lm	3000K	>80Ra	Passive	26W	38°	Ø 162mm
S2.11.1323	LED Downlight Flox Versatile Round	Grey	3790lm	4000K	>80Ra	Passive	26W	38°	Ø 162mm
S2.11.1324	LED Downlight Flox Versatile Round	White	3790lm	4000K	>80Ra	Passive	26W	38°	Ø 162mm
S2.11.1325	LED Downlight Flox Versatile Round	Black	3790lm	4000K	>80Ra	Passive	26W	38°	Ø 162mm
S2.11.1326	LED Downlight Flox Versatile Round	Grey	5770lm	3000K	>80Ra	Passive	42W	38°	Ø 162mm
S2.11.1327	LED Downlight Flox Versatile Round	White	5770lm	3000K	>80Ra	Passive	42W	38°	Ø 162mm
S2.11.1328	LED Downlight Flox Versatile Round	Black	5770lm	3000K	>80Ra	Passive	42W	38°	Ø 162mm
S2.11.1329	LED Downlight Flox Versatile Round	Grey	6090lm	4000K	>80Ra	Passive	42W	38°	Ø 162mm
S2.11.1330	LED Downlight Flox Versatile Round	White	6090lm	4000K	>80Ra	Passive	42W	38°	Ø 162mm
S2.11.1331	LED Downlight Flox Versatile Round	Black	6090lm	4000K	>80Ra	Passive	42W	38°	Ø 162mm

Movimento

LED Downlight

Kardan

Cutout
Size




HIGH CRI
>90Ra

FASHION
modules

FOOD
modules

AVAILABLE ON REQUEST






Up to
26W
Power

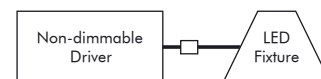
Up to
3790lm
Lumen

3000K
4000K
CCT



Product Information

LED Power	17W		26W	
CRI	>80Ra			
CCT	3000K	4000K	3000K	4000K
LED Lumen	2420lm	2530lm	3640lm	3790lm
LED Efficacy	142lm/W	149lm/W	140lm/W	146lm/W
LOR	>85%			
Driver	Non-Dimmable Driver (included)			
Reflector	 16°	 24°	 42° included	



System includes: driver, epcom/2 connection and fixture

On Request

Article No.	Description	Article No.	Description
S5.14.0129	Reflector 16° for Movimento LED	-	Dimmable driver available on request
S5.14.0130	Reflector 24° for Movimento LED		

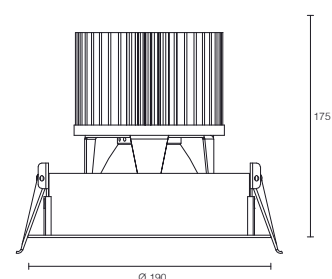
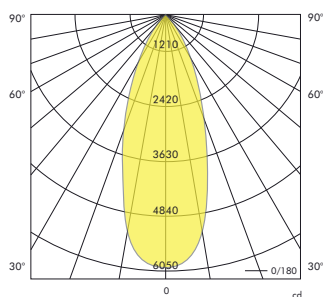


Movimento 26W 3000K

H [m]		[lux]	Beam [° cm]	Field [° cm]
1		5871	70	130
2		1467	140	260
3		652	210	390
4		367	280	530
5		236	350	660

Beam (50%) Angle: 38°

Field (10%) Angle: 67°



Article No.	Product Name	Color	LED Lumen	CCT	CRI	Cooling	LED Power	Reflector	Cutout Size
S2.11.1273	LED Downlight Movimento	White	2420lm	3000K	>80Ra	Passive	17W	42°	Ø 175mm
S2.11.1274	LED Downlight Movimento	White	2530lm	4000K	>80Ra	Passive	17W	42°	Ø 175mm
S2.11.1275	LED Downlight Movimento	White	3640lm	3000K	>80Ra	Passive	26W	42°	Ø 175mm
S2.11.1276	LED Downlight Movimento	White	3790lm	4000K	>80Ra	Passive	26W	42°	Ø 175mm

Product List

Flo

LED DownLight

Fixed & Versatile Round

HIGH CRI
>90Ra

FASHION
modules

FOOD
modules

AVAILABLE ON REQUEST



Fixed

Cutout
Size



Tiltable

Cutout
Size







Up to
26W
Power

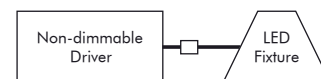
Up to
3790lm
Lumen

3000K
4000K
CCT



Product Information

LED Power	17W		26W	
CRI	>80Ra			
CCT	3000K	4000K	3000K	4000K
LED Lumen	2420lm	2530lm	3640lm	3790lm
LED Efficacy	142lm/W	149lm/W	140lm/W	146lm/W
LOR	>85%			
Driver	Non-Dimmable Driver (included)			
Reflector	 15°	 24°	 36° included	 60°



System includes: driver, epcom/2 connection and fixture

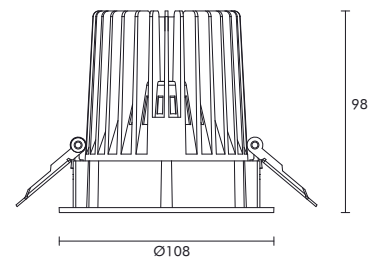
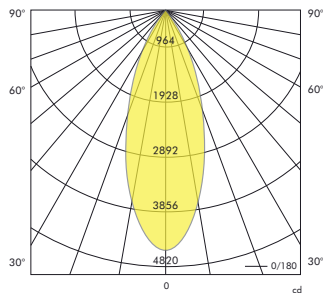
On Request

Article No.	Description	Article No.	Description
S5.14.0149	Reflector 15° for LED Downlight Flo	-	Dimmable driver available on request
S5.14.0150	Reflector 24° for LED Downlight Flo		
S5.14.0152	Reflector 60° for LED Downlight Flo		
S2.01.0973	Honeycomb louvre for LED Downlight Flo		

Flo 26W 3000K

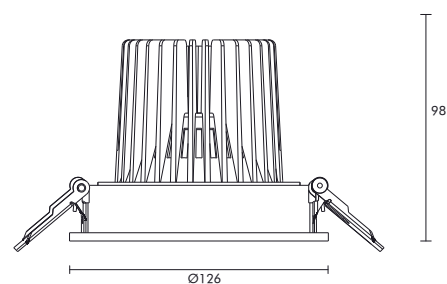
H [m]		[lux]	Beam [Ø cm]	Field [Ø cm]
1		4792	70	140
2		1198	130	290
3		532	200	430
4		299	270	570
5		192	340	710

Beam (50%) Angle: 37° Field (10%) Angle: 71°



Article No.	Product Name	Color	LED Lumen	CCT	CRI	Cooling	LED Power	Reflector	Cutout Size
S2.11.1332	LED Downlight Flo Fixed Round	Grey	2420lm	3000K	>80Ra	Passive	17W	36°	Ø 97mm
S2.11.1333	LED Downlight Flo Fixed Round	White	2420lm	3000K	>80Ra	Passive	17W	36°	Ø 97mm
S2.11.1334	LED Downlight Flo Fixed Round	Black	2420lm	3000K	>80Ra	Passive	17W	36°	Ø 97mm
S2.11.1335	LED Downlight Flo Fixed Round	Grey	2530lm	4000K	>80Ra	Passive	17W	36°	Ø 97mm
S2.11.1336	LED Downlight Flo Fixed Round	White	2530lm	4000K	>80Ra	Passive	17W	36°	Ø 97mm
S2.11.1337	LED Downlight Flo Fixed Round	Black	2530lm	4000K	>80Ra	Passive	17W	36°	Ø 97mm
S2.11.1338	LED Downlight Flo Fixed Round	Grey	3640lm	3000K	>80Ra	Passive	26W	36°	Ø 97mm
S2.11.1339	LED Downlight Flo Fixed Round	White	3640lm	3000K	>80Ra	Passive	26W	36°	Ø 97mm
S2.11.1340	LED Downlight Flo Fixed Round	Black	3640lm	3000K	>80Ra	Passive	26W	36°	Ø 97mm
S2.11.1341	LED Downlight Flo Fixed Round	Grey	3790lm	4000K	>80Ra	Passive	26W	36°	Ø 97mm
S2.11.1342	LED Downlight Flo Fixed Round	White	3790lm	4000K	>80Ra	Passive	26W	36°	Ø 97mm
S2.11.1343	LED Downlight Flo Fixed Round	Black	3790lm	4000K	>80Ra	Passive	26W	36°	Ø 97mm

Product List



Article No.	Product Name	Color	LED Lumen	CCT	CRI	Cooling	LED Power	Reflector	Cutout Size
S2.11.1344	LED Downlight Flo Versatile Round	Grey	2420lm	3000K	>80Ra	Passive	17W	36°	Ø 117mm
S2.11.1345	LED Downlight Flo Versatile Round	White	2420lm	3000K	>80Ra	Passive	17W	36°	Ø 117mm
S2.11.1346	LED Downlight Flo Versatile Round	Black	2420lm	3000K	>80Ra	Passive	17W	36°	Ø 117mm
S2.11.1347	LED Downlight Flo Versatile Round	Grey	2530lm	4000K	>80Ra	Passive	17W	36°	Ø 117mm
S2.11.1348	LED Downlight Flo Versatile Round	White	2530lm	4000K	>80Ra	Passive	17W	36°	Ø 117mm
S2.11.1349	LED Downlight Flo Versatile Round	Black	2530lm	4000K	>80Ra	Passive	17W	36°	Ø 117mm
S2.11.1350	LED Downlight Flo Versatile Round	Grey	3640lm	3000K	>80Ra	Passive	26W	36°	Ø 117mm
S2.11.1351	LED Downlight Flo Versatile Round	White	3640lm	3000K	>80Ra	Passive	26W	36°	Ø 117mm
S2.11.1352	LED Downlight Flo Versatile Round	Black	3640lm	3000K	>80Ra	Passive	26W	36°	Ø 117mm
S2.11.1353	LED Downlight Flo Versatile Round	Grey	3790lm	4000K	>80Ra	Passive	26W	36°	Ø 117mm
S2.11.1354	LED Downlight Flo Versatile Round	White	3790lm	4000K	>80Ra	Passive	26W	36°	Ø 117mm
S2.11.1355	LED Downlight Flo Versatile Round	Black	3790lm	4000K	>80Ra	Passive	26W	36°	Ø 117mm

Product List

Flo

LED Downlight



Versatile Square 1 & 2-light


HIGH CRI
>90Ra

FASHION
modules

FOOD
modules

AVAILABLE ON REQUEST

1-Light	Cutout Size	 Ø 117mm
2-Light	Cutout Size	 232*112mm







Up to
2*26W
Power

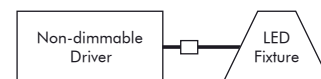
Up to
2*3790lm
Lumen

**3000K
4000K**
CCT



Product Information	LED Power	17W		26W	
	CRI	>80Ra			
	CCT	3000K	4000K	3000K	4000K
	LED Lumen	2420lm	2530lm	3640lm	3790lm
	LED Efficacy	142lm/W	149lm/W	140lm/W	146lm/W
	LOR	>85%			
	Driver	Non-Dimmable Driver (included)			
	Reflector	 15°	 24°	 36° included	 60°

* Product Information per spot head.



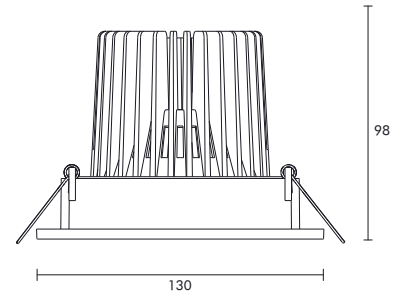
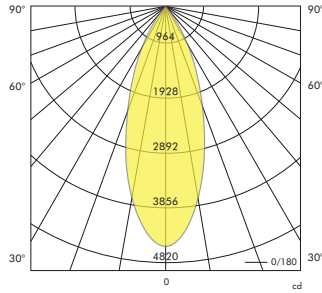
System includes: driver, epcom/2 connection and fixture

On Request	Article No.	Description	Article No.	Description
	S5.14.0149	Reflector 15° for LED Downlight Flo	-	Dimmable driver available on request
	S5.14.0150	Reflector 24° for LED Downlight Flo		
	S5.14.0152	Reflector 60° for LED Downlight Flo		
	S2.01.0973	Honeycomb louvre for LED Downlight Flo		

Flo 26W 3000K (per spot head)

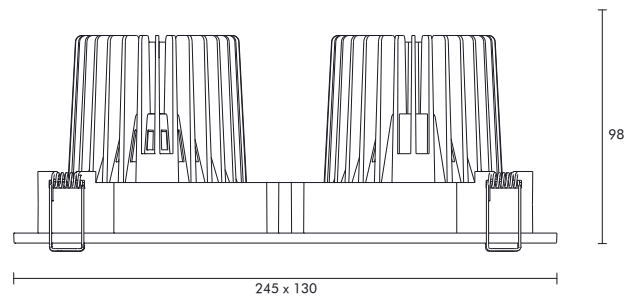
H [m]		[lux]	Beam [Ø cm]	Field [Ø cm]
1		4792	70	140
2		1198	130	290
3		532	200	430
4		299	270	570
5		192	340	710

Beam (50%) Angle: 37° Field (10%) Angle: 71°



Article No.	Product Name	Color	LED Lumen	CCT	CRI	Cooling	LED Power	Reflector	Cutout Size
S2.11.1356	LED Downlight Flo Versatile Square 1-light	Grey	2420lm	3000K	>80Ra	Passive	17W	36°	Ø 117mm
S2.11.1357	LED Downlight Flo Versatile Square 1-light	White	2420lm	3000K	>80Ra	Passive	17W	36°	Ø 117mm
S2.11.1358	LED Downlight Flo Versatile Square 1-light	Black	2420lm	3000K	>80Ra	Passive	17W	36°	Ø 117mm
S2.11.1359	LED Downlight Flo Versatile Square 1-light	Grey	2530lm	4000K	>80Ra	Passive	17W	36°	Ø 117mm
S2.11.1360	LED Downlight Flo Versatile Square 1-light	White	2530lm	4000K	>80Ra	Passive	17W	36°	Ø 117mm
S2.11.1361	LED Downlight Flo Versatile Square 1-light	Black	2530lm	4000K	>80Ra	Passive	17W	36°	Ø 117mm
S2.11.1362	LED Downlight Flo Versatile Square 1-light	Grey	3640lm	3000K	>80Ra	Passive	26W	36°	Ø 117mm
S2.11.1363	LED Downlight Flo Versatile Square 1-light	White	3640lm	3000K	>80Ra	Passive	26W	36°	Ø 117mm
S2.11.1364	LED Downlight Flo Versatile Square 1-light	Black	3640lm	3000K	>80Ra	Passive	26W	36°	Ø 117mm
S2.11.1365	LED Downlight Flo Versatile Square 1-light	Grey	3790lm	4000K	>80Ra	Passive	26W	36°	Ø 117mm
S2.11.1366	LED Downlight Flo Versatile Square 1-light	White	3790lm	4000K	>80Ra	Passive	26W	36°	Ø 117mm
S2.11.1367	LED Downlight Flo Versatile Square 1-light	Black	3790lm	4000K	>80Ra	Passive	26W	36°	Ø 117mm

Product List



Article No.	Product Name	Color	LED Lumen	CCT	CRI	Cooling	LED Power	Reflector	Cutout Size
S2.11.1368	LED Downlight Flo Versatile Square 2-light	Grey	2* 2420lm	3000K	>80Ra	Passive	2* 17W	36°	232*112mm
S2.11.1369	LED Downlight Flo Versatile Square 2-light	White	2* 2420lm	3000K	>80Ra	Passive	2* 17W	36°	232*112mm
S2.11.1370	LED Downlight Flo Versatile Square 2-light	Black	2* 2420lm	3000K	>80Ra	Passive	2* 17W	36°	232*112mm
S2.11.1371	LED Downlight Flo Versatile Square 2-light	Grey	2* 2530lm	4000K	>80Ra	Passive	2* 17W	36°	232*112mm
S2.11.1372	LED Downlight Flo Versatile Square 2-light	White	2* 2530lm	4000K	>80Ra	Passive	2* 17W	36°	232*112mm
S2.11.1373	LED Downlight Flo Versatile Square 2-light	Black	2* 2530lm	4000K	>80Ra	Passive	2* 17W	36°	232*112mm
S2.11.1374	LED Downlight Flo Versatile Square 2-light	Grey	2* 3640lm	3000K	>80Ra	Passive	2* 26W	36°	232*112mm
S2.11.1375	LED Downlight Flo Versatile Square 2-light	White	2* 3640lm	3000K	>80Ra	Passive	2* 26W	36°	232*112mm
S2.11.1376	LED Downlight Flo Versatile Square 2-light	Black	2* 3640lm	3000K	>80Ra	Passive	2* 26W	36°	232*112mm
S2.11.1377	LED Downlight Flo Versatile Square 2-light	Grey	2* 3790lm	4000K	>80Ra	Passive	2* 26W	36°	232*112mm
S2.11.1378	LED Downlight Flo Versatile Square 2-light	White	2* 3790lm	4000K	>80Ra	Passive	2* 26W	36°	232*112mm
S2.11.1379	LED Downlight Flo Versatile Square 2-light	Black	2* 3790lm	4000K	>80Ra	Passive	2* 26W	36°	232*112mm

Product List

Exo

LED Downlight

Kardan Round


**Cutout
Size**  Ø 117mm

HIGH CRI
>90Ra

FASHION
modules

FOOD
modules

AVAILABLE ON REQUEST







Up to
26W
Power

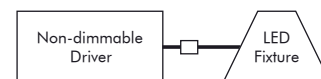
Up to
3790lm
Lumen

**3000K
4000K**
CCT



Product Information

LED Power	17W		26W	
CRI	>80Ra			
CCT	3000K	4000K	3000K	4000K
LED Lumen	2420lm	2530lm	3640lm	3790lm
LED Efficacy	142lm/W	149lm/W	140lm/W	146lm/W
LOR	>85%			
Driver	Non-Dimmable Driver (included)			
Reflector	 15°	 24°	 36° included	 60°

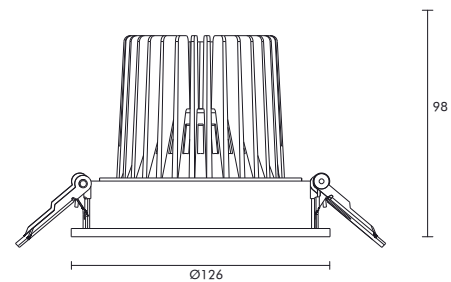
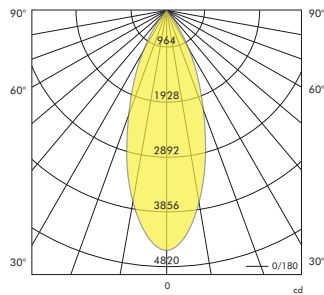
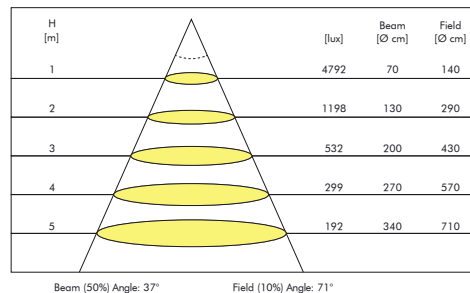


System includes: driver, epcom/2 connection and fixture

On Request

Article No.	Description	Article No.	Description
S5.14.0149	Reflector 15° for LED Downlight Exo	-	Dimmable driver available on request
S5.14.0150	Reflector 24° for LED Downlight Exo		
S5.14.0152	Reflector 60° for LED Downlight Exo		
S2.01.0973	Honeycomb louvre for LED Downlight Exo		

Exo 26W 3000K



Article No.	Product Name	Color	LED Lumen	CCT	CRI	Cooling	LED Power	Reflector	Cutout Size
S2.11.1381	LED Downlight Exo Kardan Round	White	2420lm	3000K	>80Ra	Passive	17W	36°	Ø 117mm
S2.11.1382	LED Downlight Exo Kardan Round	Black	2420lm	3000K	>80Ra	Passive	17W	36°	Ø 117mm
S2.11.1384	LED Downlight Exo Kardan Round	White	2530lm	4000K	>80Ra	Passive	17W	36°	Ø 117mm
S2.11.1385	LED Downlight Exo Kardan Round	Black	2530lm	4000K	>80Ra	Passive	17W	36°	Ø 117mm
S2.11.1387	LED Downlight Exo Kardan Round	White	3640lm	3000K	>80Ra	Passive	26W	36°	Ø 117mm
S2.11.1388	LED Downlight Exo Kardan Round	Black	3640lm	3000K	>80Ra	Passive	26W	36°	Ø 117mm
S2.11.1390	LED Downlight Exo Kardan Round	White	3790lm	4000K	>80Ra	Passive	26W	36°	Ø 117mm
S2.11.1391	LED Downlight Exo Kardan Round	Black	3790lm	4000K	>80Ra	Passive	26W	36°	Ø 117mm

Exo

LED Downlight

Kardan Square 1 & 2-light

HIGH CRI
>90Ra

FASHION
modules

FOOD
modules

AVAILABLE ON REQUEST

1-Light

**Cutout
Size**



2-Light

**Cutout
Size**







Up to
2*26W
Power

Up to
2*3790lm
Lumen

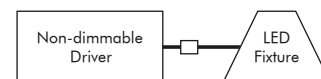
3000K
4000K
CCT



Product Information

LED Power	17W		26W	
CRI	>80Ra			
CCT	3000K	4000K	3000K	4000K
LED Lumen	2420lm	2530lm	3640lm	3790lm
LED Efficacy	142lm/W	149lm/W	140lm/W	146lm/W
LOR	>85%			
Driver	Non-Dimmable Driver (included)			
Reflector	 15°	 24°	 36° included	 60°

* Product Information per spot head.



System includes: driver, epcom/2 connection and fixture

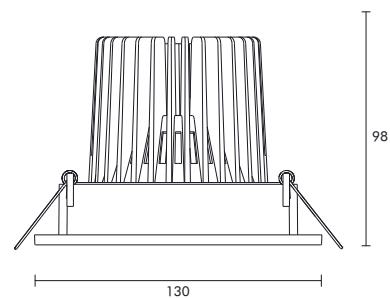
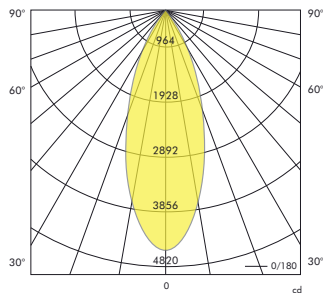
On Request

Article No.	Description	Article No.	Description
S5.14.0149	Reflector 15° for LED Downlight Exo	-	Dimmable driver available on request
S5.14.0150	Reflector 24° for LED Downlight Exo		
S5.14.0152	Reflector 60° for LED Downlight Exo		
S2.01.0973	Honeycomb louvre for LED Downlight Exo		

Exo 26W 3000K (per spot head)

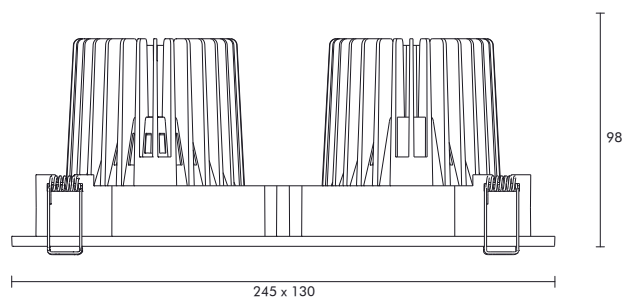
H [m]		[lux]	Beam [Ø cm]	Field [Ø cm]
1		4792	70	140
2		1198	130	290
3		532	200	430
4		299	270	570
5		192	340	710

Beam (50%) Angle: 37° Field (10%) Angle: 71°



Article No.	Product Name	Color	LED Lumen	CCT	CRI	Cooling	LED Power	Reflector	Cutout Size
S2.11.1393	LED Downlight Exo Kardan Square 1-light	White	2420lm	3000K	>80Ra	Passive	17W	36°	Ø 117mm
S2.11.1394	LED Downlight Exo Kardan Square 1-light	Black	2420lm	3000K	>80Ra	Passive	17W	36°	Ø 117mm
S2.11.1396	LED Downlight Exo Kardan Square 1-light	White	2530lm	4000K	>80Ra	Passive	17W	36°	Ø 117mm
S2.11.1397	LED Downlight Exo Kardan Square 1-light	Black	2530lm	4000K	>80Ra	Passive	17W	36°	Ø 117mm
S2.11.1399	LED Downlight Exo Kardan Square 1-light	White	3640lm	3000K	>80Ra	Passive	26W	36°	Ø 117mm
S2.11.1400	LED Downlight Exo Kardan Square 1-light	Black	3640lm	3000K	>80Ra	Passive	26W	36°	Ø 117mm
S2.11.1402	LED Downlight Exo Kardan Square 1-light	White	3790lm	4000K	>80Ra	Passive	26W	36°	Ø 117mm
S2.11.1403	LED Downlight Exo Kardan Square 1-light	Black	3790lm	4000K	>80Ra	Passive	26W	36°	Ø 117mm

Product List



Article No.	Product Name	Color	LED Lumen	CCT	CRI	Cooling	LED Power	Reflector	Cutout Size
S2.11.1405	LED Downlight Exo Kardan Square 2-light	White	2* 2420lm	3000K	>80Ra	Passive	2* 17W	36°	227*117mm
S2.11.1406	LED Downlight Exo Kardan Square 2-light	Black	2* 2420lm	3000K	>80Ra	Passive	2* 17W	36°	227*117mm
S2.11.1408	LED Downlight Exo Kardan Square 2-light	White	2* 2530lm	4000K	>80Ra	Passive	2* 17W	36°	227*117mm
S2.11.1409	LED Downlight Exo Kardan Square 2-light	Black	2* 2530lm	4000K	>80Ra	Passive	2* 17W	36°	227*117mm
S2.11.1411	LED Downlight Exo Kardan Square 2-light	White	2* 3640lm	3000K	>80Ra	Passive	2* 26W	36°	227*117mm
S2.11.1412	LED Downlight Exo Kardan Square 2-light	Black	2* 3640lm	3000K	>80Ra	Passive	2* 26W	36°	227*117mm
S2.11.1414	LED Downlight Exo Kardan Square 2-light	White	2* 3790lm	4000K	>80Ra	Passive	2* 26W	36°	227*117mm
S2.11.1415	LED Downlight Exo Kardan Square 2-light	Black	2* 3790lm	4000K	>80Ra	Passive	2* 26W	36°	227*117mm

Product List





Pivo Maxi





LED Downlight

Versatile



AVAILABLE ON REQUEST



Product Information	LED Power	26W		42W	
	CRI	>80Ra			
	CCT	3000K	4000K	3000K	4000K
	LED Lumen	3640lm	3790lm	5770lm	6090lm
	LED Efficacy	140lm/W	146lm/W	137lm/W	145lm/W
	LOR	76%			
	Driver	Non-Dimmable Driver (included)			
	Reflector	 18°	 24°	 36° included	 60°



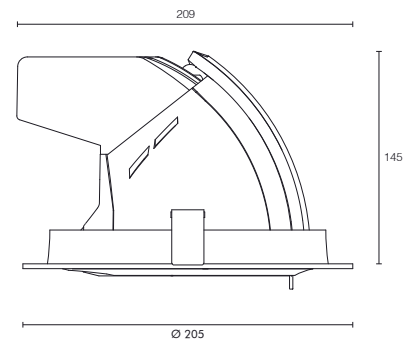
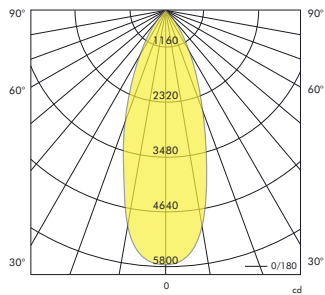
System includes: fixture and driver

On Request	Article No.	Description	Article No.	Description
	S5.14.0134	Reflector 18° for LED spot Pivo Maxi	-	Dimmable driver available on request
	S5.14.0135	Reflector 24° for LED Spot Pivo Maxi		
	S5.14.0137	Reflector 60° for LED Spot Pivo Maxi		

Pivo Maxi 3000K

H [m]		[lux]	Beam [Ø cm]	Field [Ø cm]
1		5689	70	140
2		1422	130	280
3		632	200	420
4		356	260	560
5		228	330	700

Beam (50%) Angle: 36° Field (10%) Angle: 70°



Article No.	Product Name	Color	LED Lumen	CCT	CRI	Cooling	LED Power	Reflector	Cutout Size
S2.11.1714	LED spot Pivo Maxi	Grey	3640lm	3000K	>80Ra	Passive	26W	36°	Ø 190mm
S2.11.1715	LED spot Pivo Maxi	White	3640lm	3000K	>80Ra	Passive	26W	36°	Ø 190mm
S2.11.1716	LED spot Pivo Maxi	Black	3640lm	3000K	>80Ra	Passive	26W	36°	Ø 190mm
S2.11.1717	LED spot Pivo Maxi	Grey	3790lm	4000K	>80Ra	Passive	26W	36°	Ø 190mm
S2.11.1718	LED spot Pivo Maxi	White	3790lm	4000K	>80Ra	Passive	26W	36°	Ø 190mm
S2.11.1719	LED spot Pivo Maxi	Black	3790lm	4000K	>80Ra	Passive	26W	36°	Ø 190mm
S2.11.1720	LED spot Pivo Maxi	Grey	5770lm	3000K	>80Ra	Passive	42W	36°	Ø 190mm
S2.11.1721	LED spot Pivo Maxi	White	5770lm	3000K	>80Ra	Passive	42W	36°	Ø 190mm
S2.11.1722	LED spot Pivo Maxi	Black	5770lm	3000K	>80Ra	Passive	42W	36°	Ø 190mm
S2.11.1723	LED spot Pivo Maxi	Grey	6090lm	4000K	>80Ra	Passive	42W	36°	Ø 190mm
S2.11.1724	LED spot Pivo Maxi	White	6090lm	4000K	>80Ra	Passive	42W	36°	Ø 190mm
S2.11.1725	LED spot Pivo Maxi	Black	6090lm	4000K	>80Ra	Passive	42W	36°	Ø 190mm

Product List

Pivo Medium

LED Downlight

Versatile

Cutout
Size



HIGH CRI
>90Ra

FASHION
modules

FOOD
modules

AVAILABLE ON REQUEST







Up to
26W
Power

Up to
3790lm
Lumen

3000K
4000K
CCT



Product Information

LED Power	17W		26W	
CRI	>80Ra			
CCT	3000K	4000K	3000K	4000K
LED Lumen	2420lm	2530lm	3640lm	3790lm
LED Efficacy	142lm/W	149lm/W	140lm/W	146lm/W
LOR	Up to 90%			
Driver	Non-Dimmable Driver (included)			
Optional Reflectors				
	18°	24°	36° included	60°



System includes: fixture and driver

On Request

Article No.	Description	Article No.	Description
S5.14.0115	Reflector 18° for Pivo Medium	-	Dimmable driver available on request
S5.14.0116	Reflector 24° for Pivo Medium		
S5.14.0133	Reflector 60° for Pivo Medium		

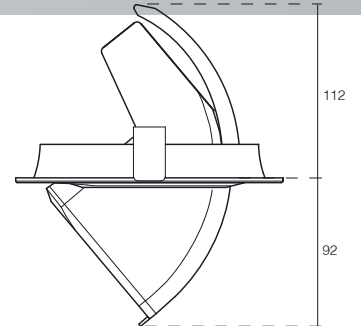
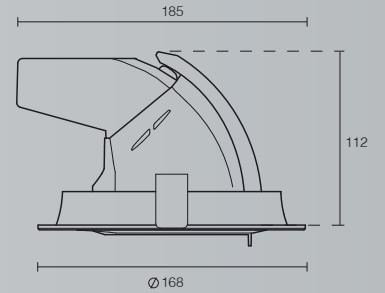
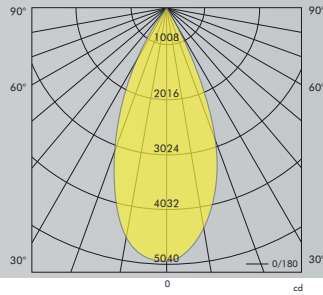


Pivo Medium 26W 3000K

H [m]		[lux]	Beam [Ø cm]	Field [Ø cm]
1		4906	70	150
2		1226	140	290
3		545	210	440
4		307	280	580
5		196	350	720

Beam (50%) Angle: 38°

Field (10%) Angle: 72°



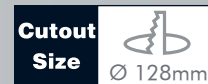
Article No.	Product Name	Color	LED Lumen	CCT	CRI	Cooling	LED Power	Reflector	Cutout Size
S2.11.0970	LED Spot Pivo Medium	Grey	2420lm	3000K	>80Ra	Passive	17W	36°	Ø 154mm
S2.11.0971	LED Spot Pivo Medium	Grey	2530lm	4000K	>80Ra	Passive	17W	36°	Ø 154mm
S2.11.0972	LED Spot Pivo Medium	White	2420lm	3000K	>80Ra	Passive	17W	36°	Ø 154mm
S2.11.0973	LED Spot Pivo Medium	White	2530lm	4000K	>80Ra	Passive	17W	36°	Ø 154mm
S2.11.0974	LED Spot Pivo Medium	Black	2420lm	3000K	>80Ra	Passive	17W	36°	Ø 154mm
S2.11.0975	LED Spot Pivo Medium	Black	2530lm	4000K	>80Ra	Passive	17W	36°	Ø 154mm
S2.11.0976	LED Spot Pivo Medium	Grey	3640lm	3000K	>80Ra	Passive	26W	36°	Ø 154mm
S2.11.0977	LED Spot Pivo Medium	Grey	3790lm	4000K	>80Ra	Passive	26W	36°	Ø 154mm
S2.11.0978	LED Spot Pivo Medium	White	3640lm	3000K	>80Ra	Passive	26W	36°	Ø 154mm
S2.11.0979	LED Spot Pivo Medium	White	3790lm	4000K	>80Ra	Passive	26W	36°	Ø 154mm
S2.11.0980	LED Spot Pivo Medium	Black	3640lm	3000K	>80Ra	Passive	26W	36°	Ø 154mm
S2.11.0981	LED Spot Pivo Medium	Black	3790lm	4000K	>80Ra	Passive	26W	36°	Ø 154mm




Product List

Pivo Mini

LED Downlight

Versatile



Product Information	System Power	19W	19W	19W
	CRI	>90Ra	>80Ra	
	CCT	2700K	3000K	4000K
	LED Lumen	1450lm	1900lm	2000lm
	LED Efficacy	91lm/W	119lm/W	125lm/W
	LOR	up to 80%		
	Driver	1-10V, trailing and leading edge, 500mA Dimmable Driver (included)		
	Reflector	 15°	 24°	 36° included



System includes: fixture and driver

On Request	Article No.	Description
	S5.14.0144	Reflector 15° for LED spot Pivo Mini
	S5.14.0145	Reflector 24° for LED Spot Pivo Mini

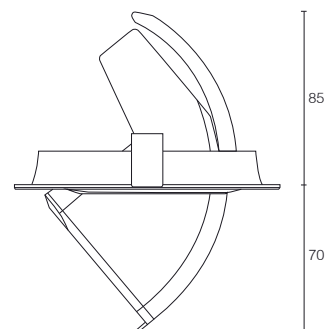
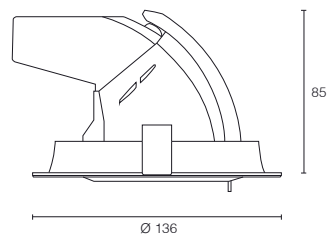
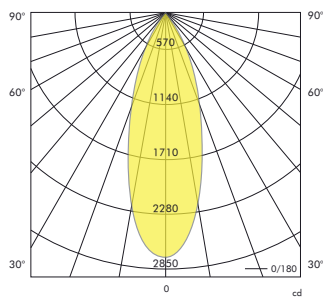


Pivo Mini 3000K

H [m]		[lux]	Beam [° cm]	Field [° cm]
1		2916	60	140
2		729	130	280
3		324	190	430
4		182	260	570
5		117	320	710

Beam (50%) Angle: 36°

Field (10%) Angle: 71°



Article No.	Product Name	Color	LED Lumen	CCT	CRI	Cooling	LED Power	Reflector	Cutout Size	Product List
S2.11.1265	LED spot Pivo Mini	White	1450lm	2700K	>90Ra	Passive	16W	36°	Ø 128mm	
S2.11.1266	LED spot Pivo Mini	White	1900lm	3000K	>80Ra	Passive	16W	36°	Ø 128mm	
S2.11.1267	LED spot Pivo Mini	White	2000lm	4000K	>80Ra	Passive	16W	36°	Ø 128mm	

Lynx Maxi

LED Downlight

Round

Cutout Size  Ø 175mm

HIGH CRI >90Ra
FASHION modules
FOOD modules

AVAILABLE ON REQUEST






Up to 42W
Power

Up to 6090lm
Lumen

3000K 4000K
CCT



Product Information	LED Power	17W		26W		42W	
	CRI	>80Ra					
	CCT	3000K	4000K	3000K	4000K	3000K	4000K
	LED Lumen	2420lm	2530lm	3640lm	3790lm	5770lm	6090lm
	LED Efficacy	142lm/W	149lm/W	140lm/W	146lm/W	137lm/W	145lm/W
	LOR	Up to 80%					
	Driver	Non-Dimmable Driver (included)					
	Reflector	<div><div> 20°</div><div> 40°</div><div> 60° included</div></div>					



System includes: fixture and driver

On Request	Article No.	Description	Article No.	Description
	S5.14.0166	Reflector 20° for LED spot Lynx Maxi	-	Dimmable driver available on request
	S5.14.0167	Reflector 40° for LED Spot Lynx Maxi		

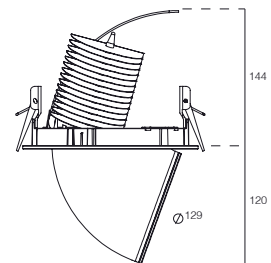
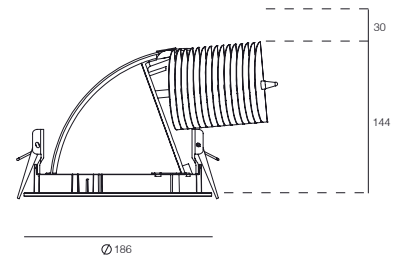
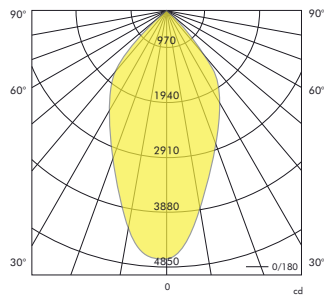


Lynx Maxi 4000K

H [m]		[lux]	Beam [Ø cm]	Field [Ø cm]
1		4546	100	200
2		1136	200	410
3		504	300	610
4		284	400	820
5		182	500	1020

Beam (50%) Angle: 52°

Field (10%) Angle: 91°



Article No.	Product Name	Color	LED Lumen	CCT	CRI	Cooling	LED Power	Reflector	Cutout Size
S2.11.0955	LED spot Lynx Maxi	White	2420lm	3000K	>80Ra	Passive	17W	60°	Ø 175mm
S2.11.0956	LED spot Lynx Maxi	White	2530lm	4000K	>80Ra	Passive	17W	60°	Ø 175mm
S2.11.0957	LED spot Lynx Maxi	White	3640lm	3000K	>80Ra	Passive	26W	60°	Ø 175mm
S2.11.0958	LED spot Lynx Maxi	White	3790lm	4000K	>80Ra	Passive	26W	60°	Ø 175mm
S2.11.0959	LED spot Lynx Maxi	White	5770lm	3000K	>80Ra	Passive	42W	60°	Ø 175mm
S2.11.0960	LED spot Lynx Maxi	White	6090lm	4000K	>80Ra	Passive	42W	60°	Ø 175mm

Product List

Lynx Medium




LED Downlight

Round



AVAILABLE ON REQUEST



Product Information	LED Power	17W		26W	
	CRI	>80Ra			
	CCT	3000K	4000K	3000K	4000K
	LED Lumen	2420lm	2530lm	3640lm	3790lm
	LED Efficacy	142lm/W	149lm/W	140lm/W	146lm/W
	LOR	Up to 80%			
	Driver	Non-Dimmable Driver (included)			
	Reflector	 20°	 40° included	 60°	



System includes: fixture and driver

On Request	Article No.	Description	Article No.	Description
	S5.14.0102	Reflector 20° for LED spot Lynx Medium	-	Dimmable driver available on request
	S5.14.0104	Reflector 60° for LED Spot Lynx Medium		

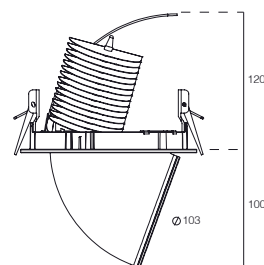
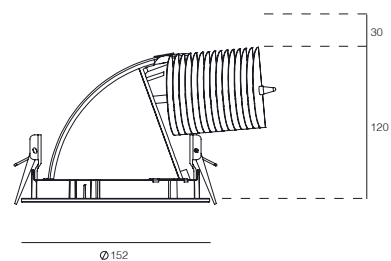
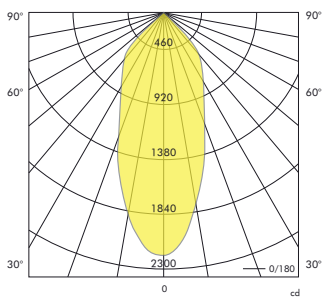


Lynx Medium 3000K

H [m]		[lux]	Beam [° cm]	Field [° cm]
1		2199	80	210
2		550	150	410
3		244	230	620
4		138	310	820
5		89	380	1030

Beam (50%) Angle: 42°

Field (10%) Angle: 91°



Article No.	Product Name	Color	LED Lumen	CCT	CRI	Cooling	LED Power	Reflector	Cutout Size	Product List
S2.11.0961	LED spot Lynx Medium	White	2420lm	3000K	>80Ra	Passive	17W	40°	Ø 146mm	
S2.11.0962	LED spot Lynx Medium	White	2530lm	4000K	>80Ra	Passive	17W	40°	Ø 146mm	
S2.11.0963	LED spot Lynx Medium	White	3640lm	3000K	>80Ra	Passive	26W	40°	Ø 146mm	
S2.11.0964	LED spot Lynx Medium	White	3790lm	4000K	>80Ra	Passive	26W	40°	Ø 146mm	

Wally Maxi

LED Wallwasher

Tilttable

**Cutout
Size**  225*135mm

HIGH CRI
>90Ra

FASHION
modules

FOOD
modules

AVAILABLE ON REQUEST

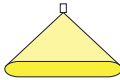


42W
Power

**Up to
6090lm**
Lumen

**3000K
4000K**
CCT



Product Information	LED Power	42W	
	CRI	>80Ra	
	CCT	3000K	4000K
	LED Lumen	5770lm	6090lm
	LED Efficacy	137lm/W	145lm/W
	Driver	Non-Dimmable Driver (included)	
	Reflector	 70° x 75° included	



System includes: fixture and driver

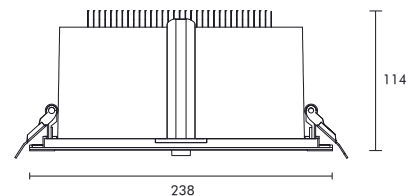
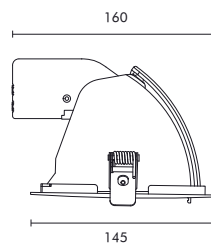
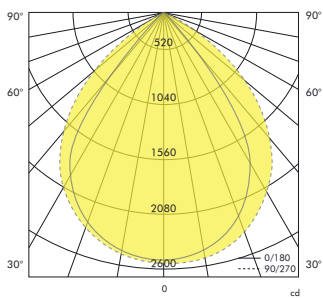
On Request		Article No.	Description
		-	Dimmable driver available on request



Wally Maxi 3000K

H [m]		[lux]	V-Beam [° cm]	H-Beam [° cm]
1		2532	150	210
2		633	300	420
3		281	450	630
4		158	600	840
5		101	750	1050

Beam (50%) Vertical: 74°
Beam (50%) Horizontal: 93°
Field (10%) Vertical: 94°
Field (10%) Horizontal: 117°



Article No.	Product Name	Color	LED Lumen	CCT	CRI	Cooling	LED Power	Reflector	Cutout Size
S2.11.1789	LED Wallwasher Wally Maxi	Grey	5770lm	3000K	>80Ra	Passive	42W	70° x 75°	225*135mm
S2.11.1790	LED Wallwasher Wally Maxi	White	5770lm	3000K	>80Ra	Passive	42W	70° x 75°	225*135mm
S2.11.1791	LED Wallwasher Wally Maxi	Black	5770lm	3000K	>80Ra	Passive	42W	70° x 75°	225*135mm
S2.11.1792	LED Wallwasher Wally Maxi	Grey	6090lm	4000K	>80Ra	Passive	42W	70° x 75°	225*135mm
S2.11.1793	LED Wallwasher Wally Maxi	White	6090lm	4000K	>80Ra	Passive	42W	70° x 75°	225*135mm
S2.11.1794	LED Wallwasher Wally Maxi	Black	6090lm	4000K	>80Ra	Passive	42W	70° x 75°	225*135mm

Wally Medium

LED Wallwasher

Tilttable


**Cutout
Size**  218*125mm

HIGH CRI
>90Ra

FASHION
modules

FOOD
modules

AVAILABLE ON REQUEST

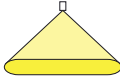


26W
Power

**Up to
3790lm**
Lumen

**3000K
4000K**
CCT



Product Information	LED Power	26W	
	CRI	>80Ra	
	CCT	3000K	4000K
	LED Lumen	3640lm	3790lm
	LED Efficacy	140lm/W	146lm/W
	Driver	Non-Dimmable Driver (included)	
	Reflector	 78° x 100° included	



System includes: fixture and driver

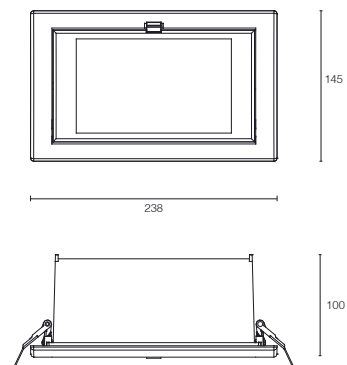
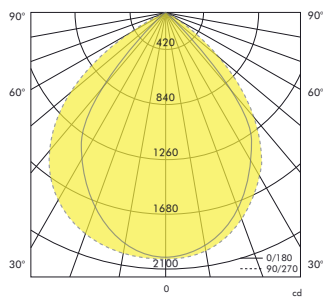
On Request	Article No.	Description
	-	Dimmable driver available on request



Wally Medium 3000K

H [m]		[lux]	V-Beam [Ø cm]	H-Beam [Ø cm]
1		2020	160	210
2		505	320	430
3		224	480	640
4		126	640	860
5		81	810	1070

Beam (50%) Vertical: 78°
Beam (50%) Horizontal: 94°
Field (10%) Vertical: 98°
Field (10%) Horizontal: 115°



Article No.	Product Name	Color	LED Lumen	CCT	CRI	Cooling	LED Power	Reflector	Cutout Size	Product List
S2.11.1757	LED Wallwasher Wally Medium	White	3640lm	3000K	>80Ra	Passive	26W	78° x 100°	218*125 mm	
S2.11.1758	LED Wallwasher Wally Medium	White	3790lm	4000K	>80Ra	Passive	26W	78° x 100°	218*125 mm	
S2.11.1782	LED Wallwasher Wally Medium	Grey	3640lm	3000K	>80Ra	Passive	26W	78° x 100°	218*125 mm	
S2.11.1783	LED Wallwasher Wally Medium	Grey	3790lm	4000K	>80Ra	Passive	26W	78° x 100°	218*125 mm	

Vide

LED Spot Light

Versatile Round



Product Information	Power	20W		
	CRI	>95Ra		>90Ra
	CCT	2700K	3000K	4000K
	Lumen	1300lm	1350lm	1400lm
	LOR	>85%		
	Driver	500mA Dimmable Driver (included)		
	Reflector	 15°	 25°	 40° included



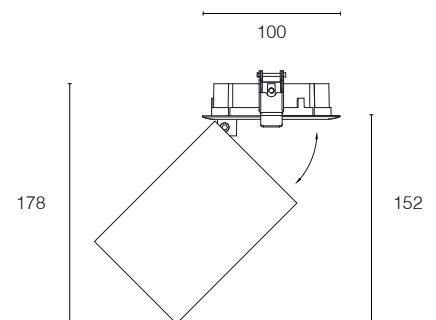
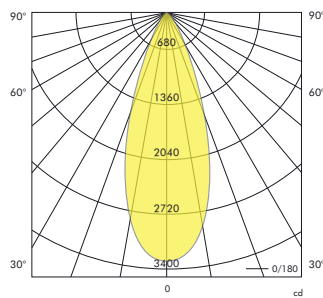
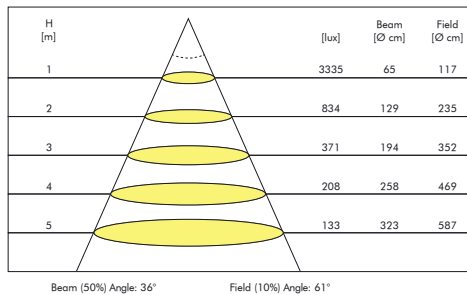
System includes: fixture and driver



On Request	Article No.	Description	Article No.	Description
	S5.14.0210	Reflector 15° for Vide	S2.01.0927	Gold ring for Vide
	S5.14.0211	Reflector 25° for Vide	S2.01.0928	Grey ring for Vide
			S2.01.0929	White ring for Vide
			S2.01.0930	Black ring for Vide



Vide 3000K




Article No.	Product Name	Lumen	Housing Color	Ring Color	CCT	CRI	Cooling	Power	Reflector	Cutout Size
S2.17.1028	Recessed LED spot Vide	1300lm	Grey	Grey	2700K	>95Ra	Passive	20W	40°	Ø 90mm
S2.17.1031	Recessed LED spot Vide	1350lm	Grey	Grey	3000K	>95Ra	Passive	20W	40°	Ø 90mm
S2.17.1034	Recessed LED spot Vide	1400lm	Grey	Grey	4000K	>90Ra	Passive	20W	40°	Ø 90mm
S2.17.1073	Recessed LED spot Vide	1300lm	White	White	2700K	>95Ra	Passive	20W	40°	Ø 90mm
S2.17.1076	Recessed LED spot Vide	1350lm	White	White	3000K	>95Ra	Passive	20W	40°	Ø 90mm
S2.17.1079	Recessed LED spot Vide	1400lm	White	White	4000K	>90Ra	Passive	20W	40°	Ø 90mm
S2.17.1118	Recessed LED spot Vide	1300lm	Black	Black	2700K	>95Ra	Passive	20W	40°	Ø 90mm
S2.17.1121	Recessed LED spot Vide	1350lm	Black	Black	3000K	>95Ra	Passive	20W	40°	Ø 90mm
S2.17.1124	Recessed LED spot Vide	1400lm	Black	Black	4000K	>90Ra	Passive	20W	40°	Ø 90mm

Focus

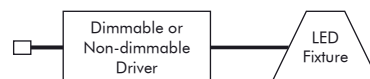
LED Spot Light

Tiltable



Product Information

System Power	8.4W	
CRI	>90Ra	
CCT	2700K	3000K
LED Lumen	520lm	550lm
LED Efficacy	84lm/W	89lm/W
LOR	>85%	
Driver	350mA Non-Dimmable or Dimmable Driver (included)	
Reflector	 38° included	



System includes: fixture, driver and quick connector



Quick connector (included)

On Request

Article No.	Description
-	1-10v or DALI dimmable driver available on request

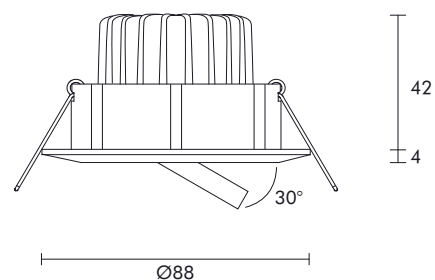
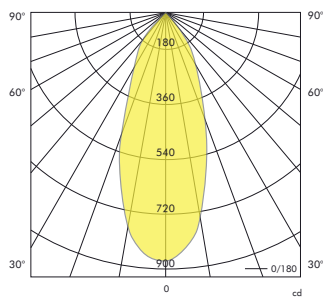


Focus CRI90 8.4W 3000K

H [m]		[lux]	Beam [Ø cm]	Field [Ø cm]
1		863	70	180
2		216	140	360
3		96	210	550
4		54	280	730
5		35	350	910

Beam (50%) Angle: 38°

Field (10%) Angle: 84°



Article No.	Product Name	Color	LED Lumen	CCT	CRI	Cooling	LED Power	Reflector	Cutout Size	Product List
S2.11.1612/S2.11.1613 ¹	LED spot Focus round 8.4W tiltable	Chrome	520lm	2700K	>90Ra	Passive	6W	38°	Ø 75mm	
S2.11.1615/S2.11.1616 ¹	LED spot Focus round 8.4W tiltable	Brushed Alu.	520lm	2700K	>90Ra	Passive	6W	38°	Ø 75mm	
S2.11.1618/S2.11.1619 ¹	LED spot Focus round 8.4W tiltable	Sandy White	520lm	2700K	>90Ra	Passive	6W	38°	Ø 75mm	
S2.11.1621/S2.11.1622 ¹	LED spot Focus round 8.4W tiltable	Chrome	550lm	3000K	>90Ra	Passive	6W	38°	Ø 75mm	
S2.11.1624/S2.11.1625 ¹	LED spot Focus round 8.4W tiltable	Brushed Alu.	550lm	3000K	>90Ra	Passive	6W	38°	Ø 75mm	
S2.11.1627/S2.11.1628 ¹	LED spot Focus round 8.4W tiltable	Sandy White	550lm	3000K	>90Ra	Passive	6W	38°	Ø 75mm	

¹ Article number with ¹ indicates dimmable driver is included.

Focus

LED Spot Light

Fixed & Tilttable

Fixed

**Cutout
Size**



Tilttable

**Cutout
Size**



16W

Power



Up to
1490lm

Lumen



2700K
3000K
4000K

CCT



RoHS



25°



IP
20



0.8 m



F



F

Product Information

System Power	16W		
CRI	>90Ra		
CCT	2700K	3000K	4000K
LED Lumen	1210lm	1320lm	1490lm
LED Efficacy	93lm/W	102lm/W	115lm/W
LOR	Up to 90%		
Driver	350mA Dimmable Driver (included) Leading Edge / Trailing Edge / 1-10V		
Reflector	24° 32° included 50°		

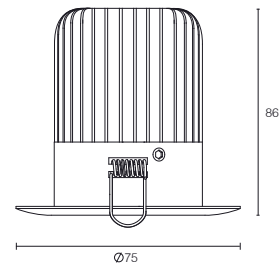
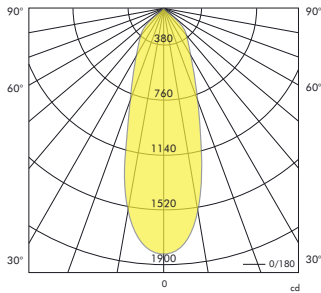
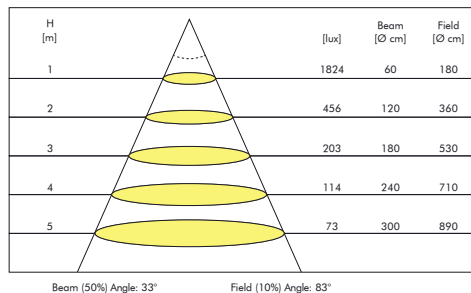


System includes: fixture and driver

On Request

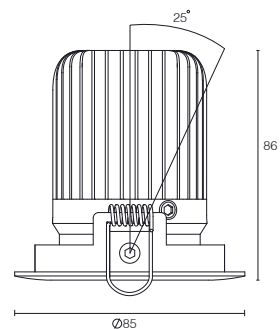
Article No.	Description	
S2.01.0697	Reflector 24° for LED spot 16W Focus fixed/tiltable	-
S2.01.0699	Reflector 50° for LED spot 16W Focus fixed/tiltable	1-10v or DALI dimmable driver available on request

Focus CRI90 16W 3000K



Article No.	Product Name	Color	LED Lumen	CCT	CRI	Cooling	LED Power	Reflector	Cutout Size
S2.11.1424	LED spot Focus CRI90 round fixed 16W	Chrome	1210lm	2700K	>90Ra	Passive	13W	32°	Ø 65mm
S2.11.1425	LED spot Focus CRI90 round fixed 16W	Brushed Alu.	1210lm	2700K	>90Ra	Passive	13W	32°	Ø 65mm
S2.11.1426	LED spot Focus CRI90 round fixed 16W	Sandy White	1210lm	2700K	>90Ra	Passive	13W	32°	Ø 65mm
S2.11.1427	LED spot Focus CRI90 round fixed 16W	Black	1210lm	2700K	>90Ra	Passive	13W	32°	Ø 65mm
S2.11.1428	LED spot Focus CRI90 round fixed 16W	Chrome	1320lm	3000K	>90Ra	Passive	13W	32°	Ø 65mm
S2.11.1429	LED spot Focus CRI90 round fixed 16W	Brushed Alu.	1320lm	3000K	>90Ra	Passive	13W	32°	Ø 65mm
S2.11.1430	LED spot Focus CRI90 round fixed 16W	Sandy White	1320lm	3000K	>90Ra	Passive	13W	32°	Ø 65mm
S2.11.1431	LED spot Focus CRI90 round fixed 16W	Black	1320lm	3000K	>90Ra	Passive	13W	32°	Ø 65mm
S2.11.1432	LED spot Focus CRI90 round fixed 16W	Chrome	1490lm	4000K	>90Ra	Passive	13W	32°	Ø 65mm
S2.11.1433	LED spot Focus CRI90 round fixed 16W	Brushed Alu.	1490lm	4000K	>90Ra	Passive	13W	32°	Ø 65mm
S2.11.1434	LED spot Focus CRI90 round fixed 16W	Sandy White	1490lm	4000K	>90Ra	Passive	13W	32°	Ø 65mm
S2.11.1435	LED spot Focus CRI90 round fixed 16W	Black	1490lm	4000K	>90Ra	Passive	13W	32°	Ø 65mm

Product List




Article No.	Product Name	Color	LED Lumen	CCT	CRI	Cooling	LED Power	Reflector	Cutout Size
S2.11.1436	LED spot Focus CRI90 round tiltable 16W	Chrome	1210lm	2700K	>90Ra	Passive	13W	32°	Ø 75mm
S2.11.1437	LED spot Focus CRI90 round tiltable 16W	Brushed Alu.	1210lm	2700K	>90Ra	Passive	13W	32°	Ø 75mm
S2.11.1438	LED spot Focus CRI90 round tiltable 16W	Sandy White	1210lm	2700K	>90Ra	Passive	13W	32°	Ø 75mm
S2.11.1439	LED spot Focus CRI90 round tiltable 16W	Black	1210lm	2700K	>90Ra	Passive	13W	32°	Ø 75mm
S2.11.1440	LED spot Focus CRI90 round tiltable 16W	Chrome	1320lm	3000K	>90Ra	Passive	13W	32°	Ø 75mm
S2.11.1441	LED spot Focus CRI90 round tiltable 16W	Brushed Alu.	1320lm	3000K	>90Ra	Passive	13W	32°	Ø 75mm
S2.11.1442	LED spot Focus CRI90 round tiltable 16W	Sandy White	1320lm	3000K	>90Ra	Passive	13W	32°	Ø 75mm
S2.11.1443	LED spot Focus CRI90 round tiltable 16W	Black	1320lm	3000K	>90Ra	Passive	13W	32°	Ø 75mm
S2.11.1444	LED spot Focus CRI90 round tiltable 16W	Chrome	1490lm	4000K	>90Ra	Passive	13W	32°	Ø 75mm
S2.11.1445	LED spot Focus CRI90 round tiltable 16W	Brushed Alu.	1490lm	4000K	>90Ra	Passive	13W	32°	Ø 75mm
S2.11.1446	LED spot Focus CRI90 round tiltable 16W	Sandy White	1490lm	4000K	>90Ra	Passive	13W	32°	Ø 75mm
S2.11.1447	LED spot Focus CRI90 round tiltable 16W	Black	1490lm	4000K	>90Ra	Passive	13W	32°	Ø 75mm



Product List

Focus

LED Spot Light

Tiltable



Product Information	System Power	22W		
	CRI	>90Ra		
	CCT	2700K	3000K	4000K
	LED Lumen	1640lm	1750lm	1860lm
	LED Efficacy	86lm/W	92lm/W	98lm/W
	LOR	Up to 90%		
	Driver	500mA Dimmable Driver (included) Leading Edge / Trailing Edge / 1-10V		
	Reflector	 16°  30° included		



System includes: fixture and driver

On Request	Article No.	Description	
	S2.01.0700	Reflector 16° for 22W LED spot Focus tiltable	- 1-10v or DALI dimmable driver available on request

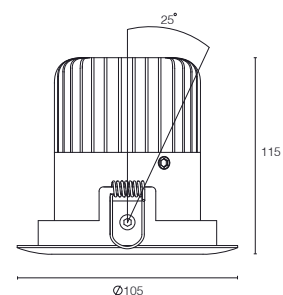
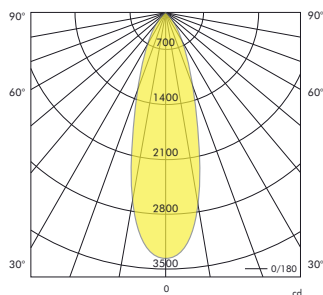


Focus CRI90 22W 3000K

H [m]		[lux]	Beam [° cm]	Field [° cm]
1		3418	50	120
2		855	110	250
3		380	160	370
4		214	220	500
5		137	270	620

Beam (50%) Angle: 30°

Field (10%) Angle: 64°




Article No.	Product Name	Color	LED Lumen	CCT	CRI	Cooling	LED Power	Reflector	Cutout Size
S2.11.1448	LED spot Focus CRI90 round tiltable 22W	Chrome	1640lm	2700K	>90Ra	Passive	19W	30°	Ø 90mm
S2.11.1449	LED spot Focus CRI90 round tiltable 22W	Brushed Alu.	1640lm	2700K	>90Ra	Passive	19W	30°	Ø 90mm
S2.11.1450	LED spot Focus CRI90 round tiltable 22W	Sandy White	1640lm	2700K	>90Ra	Passive	19W	30°	Ø 90mm
S2.11.1451	LED spot Focus CRI90 round tiltable 22W	Black	1640lm	2700K	>90Ra	Passive	19W	30°	Ø 90mm
S2.11.1452	LED spot Focus CRI90 round tiltable 22W	Chrome	1750lm	3000K	>90Ra	Passive	19W	30°	Ø 90mm
S2.11.1453	LED spot Focus CRI90 round tiltable 22W	Brushed Alu.	1750lm	3000K	>90Ra	Passive	19W	30°	Ø 90mm
S2.11.1454	LED spot Focus CRI90 round tiltable 22W	Sandy White	1750lm	3000K	>90Ra	Passive	19W	30°	Ø 90mm
S2.11.1455	LED spot Focus CRI90 round tiltable 22W	Black	1750lm	3000K	>90Ra	Passive	19W	30°	Ø 90mm
S2.11.1456	LED spot Focus CRI90 round tiltable 22W	Chrome	1860lm	4000K	>90Ra	Passive	19W	30°	Ø 90mm
S2.11.1457	LED spot Focus CRI90 round tiltable 22W	Brushed Alu.	1860lm	4000K	>90Ra	Passive	19W	30°	Ø 90mm
S2.11.1458	LED spot Focus CRI90 round tiltable 22W	Sandy White	1860lm	4000K	>90Ra	Passive	19W	30°	Ø 90mm
S2.11.1459	LED spot Focus CRI90 round tiltable 22W	Black	1860lm	4000K	>90Ra	Passive	19W	30°	Ø 90mm


Product List

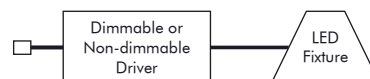
Smooth

LED Spot Light

Tilttable Round



Product Information	System Power	8.4W	
	CRI	>90Ra	
	CCT	2700K	3000K
	LED Lumen	520lm	550lm
	LED Efficacy	84lm/W	89lm/W
	LOR	>85%	
	Driver	350mA Non-Dimmable or Dimmable Driver (included)	
	Reflector	 38° included	



System includes: fixture, driver and quick connector



Quick connector (included)

On Request	Article No.	Description
	-	1-10v or DALI dimmable driver available on request

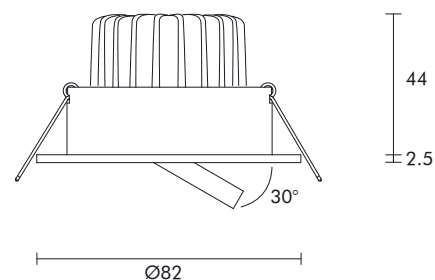
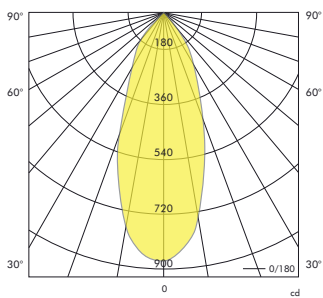


Smooth CRI90 8.4W 3000K

H [m]		[lux]	Beam [Ø cm]	Field [Ø cm]
1		863	70	180
2		216	140	360
3		96	210	550
4		54	280	730
5		35	350	910

Beam (50%) Angle: 38°

Field (10%) Angle: 84°





Article No.	Product Name	Color	LED Lumen	CCT	CRI	Cooling	LED Power	Reflector	Cutout Size	Product List
S2.11.1630/S2.11.1631 ¹	LED spot Smooth round 8.4W tiltable	Aluminium	520lm	2700K	>90Ra	Passive	6W	38°	Ø 68mm	
S2.11.1633/S2.11.1634 ¹	LED spot Smooth round 8.4W tiltable	Sandy White	520lm	2700K	>90Ra	Passive	6W	38°	Ø 68mm	
S2.11.1636/S2.11.1637 ¹	LED spot Smooth round 8.4W tiltable	Aluminium	550lm	3000K	>90Ra	Passive	6W	38°	Ø 68mm	
S2.11.1639/S2.11.1640 ¹	LED spot Smooth round 8.4W tiltable	Sandy White	550lm	3000K	>90Ra	Passive	6W	38°	Ø 68mm	


¹ Article number with ¹ indicates dimmable driver is included.

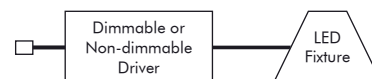
Smooth

LED Spot Light

Tilttable Square



Product Information	System Power	8.4W	
	CRI	>90Ra	
	CCT	2700K	3000K
	LED Lumen	520lm	550lm
	LED Efficacy	84lm/W	89lm/W
	LOR	>85%	
	Driver	350mA Non-Dimmable or Dimmable Driver (included)	
	Reflector	 38° included	



System includes: fixture, driver and quick connector



Quick connector (included)

On Request	Article No.	Description
	-	1-10v or DALI dimmable driver available on request

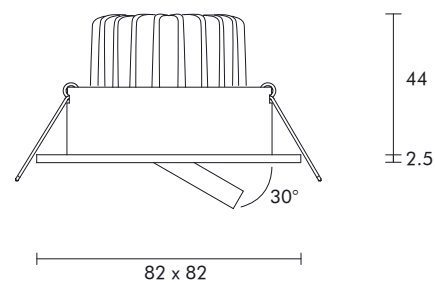
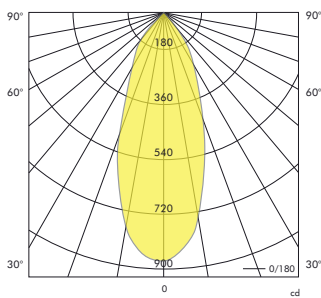


Smooth CRI90 8.4W 3000K

H [m]		[lux]	Beam [Ø cm]	Field [Ø cm]
1		863	70	180
2		216	140	360
3		96	210	550
4		54	280	730
5		35	350	910

Beam (50%) Angle: 38°

Field (10%) Angle: 84°




Article No.	Product Name	Color	LED Lumen	CCT	CRI	Cooling	LED Power	Reflector	Cutout Size
S2.11.1654/S2.11.1655 ¹	LED spot Smooth square 8.4W tilttable	Aluminium	520lm	2700K	>90Ra	Passive	6W	38°	Ø 68mm
S2.11.1657/S2.11.1658 ¹	LED spot Smooth square 8.4W tilttable	Sandy White	520lm	2700K	>90Ra	Passive	6W	38°	Ø 68mm
S2.11.1660/S2.11.1661 ¹	LED spot Smooth square 8.4W tilttable	Aluminium	550lm	3000K	>90Ra	Passive	6W	38°	Ø 68mm
S2.11.1663/S2.11.1664 ¹	LED spot Smooth square 8.4W tilttable	Sandy White	550lm	3000K	>90Ra	Passive	6W	38°	Ø 68mm


¹ Article number with ¹ indicates dimmable driver is included.

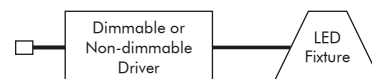
Smooth

LED Spot Light

Versatile Round



Product Information	System Power	8.4W	
	CRI	>90Ra	
	CCT	2700K	3000K
	LED Lumen	520lm	550lm
	LED Efficacy	84lm/W	89lm/W
	LOR	>85%	
	Driver	350mA Non-Dimmable or Dimmable Driver (included)	
	Reflector	 38° included	



System includes: fixture, driver and quick connector



Quick connector (included)



Two light frame (not included)
Cutout Size 80*155mm

On Request	Article No.	Description	
	S2.01.0720	Two light ceiling frame for LED spot Smooth 8.4W Aluminium	- 1-10v or DALI dimmable driver available on request
	S2.01.0721	Two light ceiling frame for LED spot Smooth 8.4W White	

For two light Smooth 8.4W versatile, please order 2* single lights and 1* two light ceiling frame.

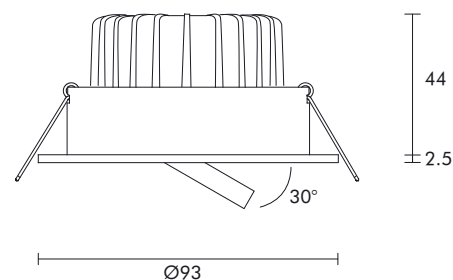
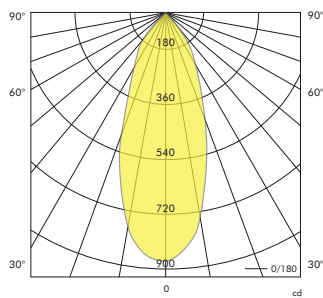


Smooth CRI90 8.4W 3000K

H [m]		[lux]	Beam [Ø cm]	Field [Ø cm]
1		863	70	180
2		216	140	360
3		96	210	550
4		54	280	730
5		35	350	910

Beam (50%) Angle: 38°

Field (10%) Angle: 84°






Article No.	Product Name	Color	LED Lumen	CCT	CRI	Cooling	LED Power	Reflector	Cutout Size	Product List
S2.11.1642/S2.11.1643 ¹	LED spot Smooth round 8.4W versatile	Aluminium	520lm	2700K	>90Ra	Passive	6W	38°	Ø 75mm	
S2.11.1645/S2.11.1646 ¹	LED spot Smooth round 8.4W versatile	Sandy White	520lm	2700K	>90Ra	Passive	6W	38°	Ø 75mm	
S2.11.1648/S2.11.1649 ¹	LED spot Smooth round 8.4W versatile	Aluminium	550lm	3000K	>90Ra	Passive	6W	38°	Ø 75mm	
S2.11.1651/S2.11.1652 ¹	LED spot Smooth round 8.4W versatile	Sandy White	550lm	3000K	>90Ra	Passive	6W	38°	Ø 75mm	


¹ Article number with ¹ indicates dimmable driver is included.

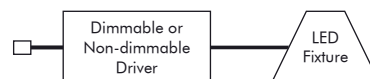
Smooth

LED Spot Light

Versatile Square



Product Information	System Power	8.4W	
	CRI	>90Ra	
	CCT	2700K	3000K
	LED Lumen	520lm	550lm
	LED Efficacy	84lm/W	89lm/W
	LOR	>85%	
	Driver	350mA Non-Dimmable or Dimmable Driver (included)	
	Reflector	 38° included	



System includes: fixture, driver and quick connector



Quick connector (included)



Two light frame (not included)
Cutout Size 80*155mm

On Request	Article No.	Description	
	S2.01.0720	Two light ceiling frame for LED spot Smooth 8.4W Aluminium	- 1-10v or DALI dimmable driver available on request
	S2.01.0721	Two light ceiling frame for LED spot Smooth 8.4W White	
	For two light Smooth 8.4W versatile, please order 2* single lights and 1* two light ceiling frame.		

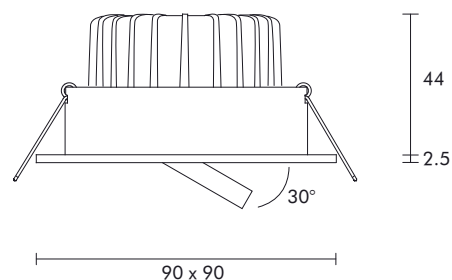
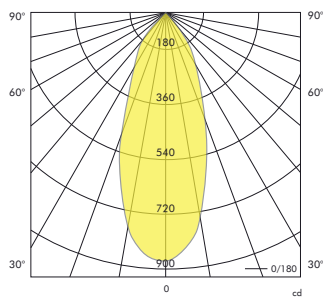


Smooth CRI90 8.4W 3000K

H [m]		[lux]	Beam [Ø cm]	Field [Ø cm]
1		863	70	180
2		216	140	360
3		96	210	550
4		54	280	730
5		35	350	910

Beam (50%) Angle: 38°

Field (10%) Angle: 84°




Article No.	Product Name	Color	LED Lumen	CCT	CRI	Cooling	LED Power	Reflector	Cutout Size
S2.11.1666/S2.11.1667 ¹	LED spot Smooth square 8.4W versatile	Aluminium	520lm	2700K	>90Ra	Passive	6W	38°	Ø 75mm
S2.11.1669/S2.11.1670 ¹	LED spot Smooth square 8.4W versatile	Sandy White	520lm	2700K	>90Ra	Passive	6W	38°	Ø 75mm
S2.11.1672/S2.11.1673 ¹	LED spot Smooth square 8.4W versatile	Aluminium	550lm	3000K	>90Ra	Passive	6W	38°	Ø 75mm
S2.11.1675/S2.11.1676 ¹	LED spot Smooth square 8.4W versatile	Sandy White	550lm	3000K	>90Ra	Passive	6W	38°	Ø 75mm


¹ Article number with ¹ indicates dimmable driver is included.

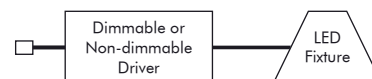
Smooth

LED Spot Light

Tiltable Round



Product Information	System Power	16W	
	CRI	>90Ra	
	CCT	2700K	3000K
	LED Lumen	930lm	1000lm
	LED Efficacy	78lm/W	83lm/W
	LOR	>82%	
	Driver	350mA Non-Dimmable or Dimmable Driver (included)	
	Reflector	 38° included	



System includes: fixture, driver and quick connector



Quick connector (included)

On Request	Article No.	Description
	-	1-10v or DALI dimmable driver available on request

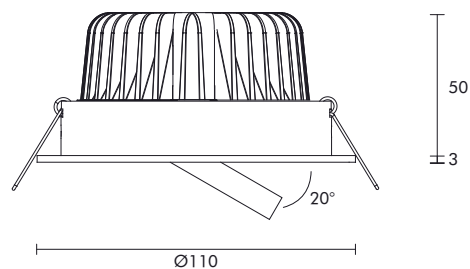
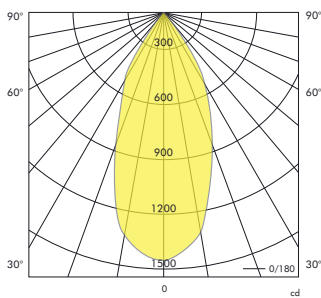


Smooth CRI90 16W 3000K

H [m]		[lux]	Beam [Ø cm]	Field [Ø cm]
1		1455	70	150
2		364	150	300
3		162	220	450
4		91	300	600
5		58	370	750

Beam (50%) Angle: 40°

Field (10%) Angle: 74°




Article No.	Product Name	Color	LED Lumen	CCT	CRI	Cooling	LED Power	Reflector	Cutout Size	Product List
S2.11.1678/S2.11.1679 ¹	LED spot Smooth round 16W tilttable	Aluminium	930lm	2700K	>90Ra	Passive	12W	38°	Ø 95mm	
S2.11.1681/S2.11.1682 ¹	LED spot Smooth round 16W tilttable	Sandy White	930lm	2700K	>90Ra	Passive	12W	38°	Ø 95mm	
S2.11.1684/S2.11.1685 ¹	LED spot Smooth round 16W tilttable	Aluminium	1000lm	3000K	>90Ra	Passive	12W	38°	Ø 95mm	
S2.11.1687/S2.11.1688 ¹	LED spot Smooth round 16W tilttable	Sandy White	1000lm	3000K	>90Ra	Passive	12W	38°	Ø 95mm	


¹ Article number with ¹ indicates dimmable driver is included.

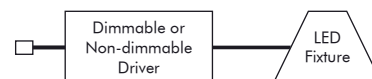
Aqua

LED Spot Light

Fixed Round



Product Information	System Power	8.4W	
	CRI	>90Ra	
	CCT	2700K	3000K
	LED Lumen	520lm	550lm
	LED Efficacy	84lm/W	89lm/W
	Driver	350mA Non-Dimmable or Dimmable Driver (included)	
	Reflector	 38° included	



System includes: fixture, driver and quick connector



Quick connector (included)

On Request	Article No.	Description
	-	1-10v or DALI dimmable driver available on request

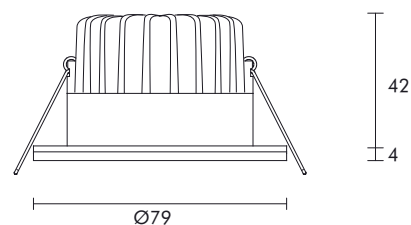
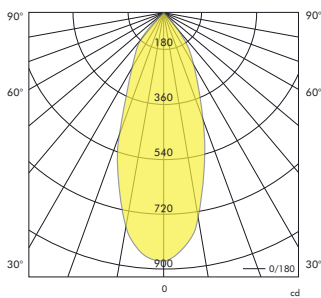


Aqua CRI90 8.4W 3000K

H [m]		[lux]	Beam [° cm]	Field [° cm]
1		863	70	180
2		216	140	360
3		96	210	550
4		54	280	730
5		35	350	910

Beam (50%) Angle: 38°

Field (10%) Angle: 84°



Article No.	Product Name	Color	LED Lumen	CCT	CRI	Cooling	LED Power	Reflector	Cutout Size
S2.11.1690/S2.11.1691 ¹	LED spot Aqua IP65 round fixed	Aluminium	520lm	2700K	>90Ra	Passive	6W	38°	Ø 60mm
S2.11.1693/S2.11.1694 ¹	LED spot Aqua IP65 round fixed	White	520lm	2700K	>90Ra	Passive	6W	38°	Ø 60mm
S2.11.1696/S2.11.1697 ¹	LED spot Aqua IP65 round fixed	Aluminium	550lm	3000K	>90Ra	Passive	6W	38°	Ø 60mm
S2.11.1699/S2.11.1700 ¹	LED spot Aqua IP65 round fixed	White	550lm	3000K	>90Ra	Passive	6W	38°	Ø 60mm


¹ Article number with ¹ indicates dimmable driver is included.

Bex

LED Spot Light

Tilttable Round



Product Information	System Power	8W	
	CRI	>80Ra	
	CCT	2700K	3000K
	System Lumen	700lm	750lm
	Efficacy	88lm/W	94lm/W
	Driver	350mA Dimmable Driver (included)	
	Reflector	 40° Low-glare included	



System includes: fixture, driver and quick connector



Quick connector (included)

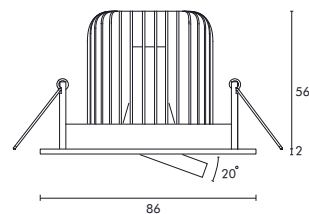
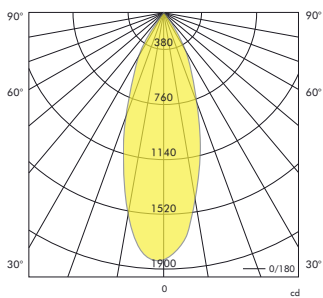


Bex 2700K

H [m]		[lux]	Beam [° cm]	Field [° cm]
1		1792	60	120
2		448	120	240
3		199	190	360
4		112	250	480
5		72	310	610

Beam (50%) Angle: 35°

Field (10%) Angle: 63°




Article No.	Product Name	Color	System Lumen	CCT	CRI	Cooling	System Power	Reflector	Cutout Size
S2.11.1174	LED spot Bex round 8W tiltable	Brushed Alu.	700lm	2700K	>80Ra	Passive	8W	40°	Ø 76mm
S2.11.1175	LED spot Bex round 8W tiltable	Brushed Alu.	750lm	3000K	>80Ra	Passive	8W	40°	Ø 76mm
S2.11.1176	LED spot Bex round 8W tiltable	White	700lm	2700K	>80Ra	Passive	8W	40°	Ø 76mm
S2.11.1177	LED spot Bex round 8W tiltable	White	750lm	3000K	>80Ra	Passive	8W	40°	Ø 76mm


Product List

Bex

LED Spot Light

Tilttable Square



Product Information	System Power	8W	
	CRI	>80Ra	
	CCT	2700K	3000K
	System Lumen	700lm	750lm
	Efficacy	88lm/W	84lm/W
	Driver	350mA Dimmable Driver (included)	
	Reflector	 40° Low-glare included	



System includes: fixture, driver and quick connector



Quick connector (included)

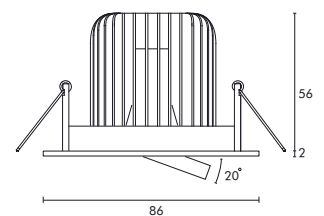
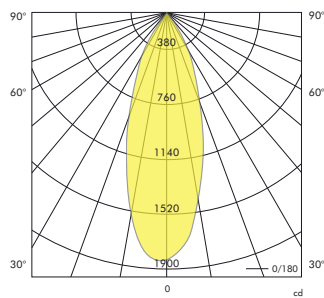


Bex 2700K

H [m]		[lux]	Beam [° cm]	Field [° cm]
1		1792	60	120
2		448	120	240
3		199	190	360
4		112	250	480
5		72	310	610

Beam (50%) Angle: 35°

Field (10%) Angle: 63°



Article No.	Product Name	Color	System Lumen	CCT	CRI	Cooling	System Power	Reflector	Cutout Size	Product List
S2.11.1178	LED spot Bex square 8W tiltable	Brushed Alu.	700lm	2700K	>80Ra	Passive	8W	40°	Ø 76mm	
S2.11.1179	LED spot Bex square 8W tiltable	Brushed Alu.	750lm	3000K	>80Ra	Passive	8W	40°	Ø 76mm	
S2.11.1180	LED spot Bex square 8W tiltable	White	700lm	2700K	>80Ra	Passive	8W	40°	Ø 76mm	
S2.11.1181	LED spot Bex square 8W tiltable	White	750lm	3000K	>80Ra	Passive	8W	40°	Ø 76mm	

Etage



LED Spot Light

Deep Round & Square Tilttable




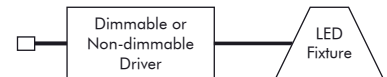
8.4W, 350mA

AVAILABLE ON REQUEST



Product Information

System Power	13W		
CRI	>90Ra		
CCT	2700K	3000K	4000K
LED Lumen	700lm	740lm	790lm
LED Efficacy	78lm/W	82lm/W	88lm/W
LOR	83%		
Driver	500mA Non-Dimmable or Dimmable Driver (included)		
Reflector	 38° Low-glare included		



System includes: fixture, driver and quick connector



Quick connector (included)

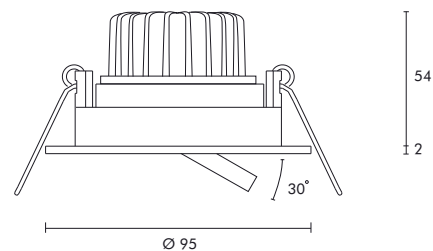
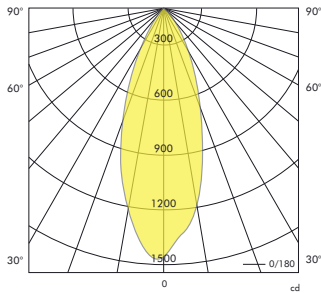
On Request

Article No.	Description
-	1-10v or DALI dimmable driver available on request
-	8.4W, 350mA version available on request

Etage 2700K

H [m]		[lux]	Beam [Ø cm]	Field [Ø cm]
1		1361	60	140
2		340	120	290
3		151	180	430
4		85	240	580
5		55	310	720

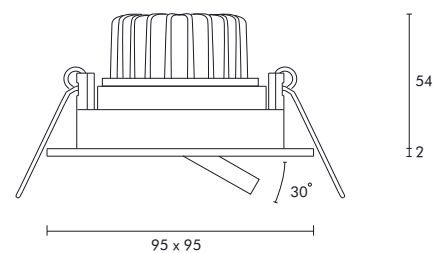
Beam (50%) Angle: 34° Field (10%) Angle: 71°



Article No.	Product Name	Color	LED Lumen	CCT	CRI	Cooling	LED Power	Reflector	Cutout Size
S2.11.2011/S2.11.2012 ¹	LED spot Etage deep round tiltable	Grey	700lm	2700K	>90Ra	Passive	9W	38°	Ø 83mm
S2.11.2013/S2.11.2014 ¹	LED spot Etage deep round tiltable	Grey	740lm	3000K	>90Ra	Passive	9W	38°	Ø 83mm
S2.11.2015/S2.11.2016 ¹	LED spot Etage deep round tiltable	Grey	790lm	4000K	>90Ra	Passive	9W	38°	Ø 83mm
S2.11.2017/S2.11.2018 ¹	LED spot Etage deep round tiltable	White	700lm	2700K	>90Ra	Passive	9W	38°	Ø 83mm
S2.11.2019/S2.11.2020 ¹	LED spot Etage deep round tiltable	White	740lm	3000K	>90Ra	Passive	9W	38°	Ø 83mm
S2.11.2021/S2.11.2022 ¹	LED spot Etage deep round tiltable	White	790lm	4000K	>90Ra	Passive	9W	38°	Ø 83mm
S2.11.2023/S2.11.2024 ¹	LED spot Etage deep round tiltable	Black	700lm	2700K	>90Ra	Passive	9W	38°	Ø 83mm
S2.11.2025/S2.11.2026 ¹	LED spot Etage deep round tiltable	Black	740lm	3000K	>90Ra	Passive	9W	38°	Ø 83mm
S2.11.2027/S2.11.2028 ¹	LED spot Etage deep round tiltable	Black	790lm	4000K	>90Ra	Passive	9W	38°	Ø 83mm

¹ Article number with ¹ indicates dimmable driver is included.

Product List



Article No.	Product Name	Color	LED Lumen	CCT	CRI	Cooling	LED Power	Reflector	Cutout Size
S2.11.2029/S2.11.2030 ¹	LED spot Etage deep square tiltable	Grey	700lm	2700K	>90Ra	Passive	9W	38°	Ø 83mm
S2.11.2031/S2.11.2032 ¹	LED spot Etage deep square tiltable	Grey	740lm	3000K	>90Ra	Passive	9W	38°	Ø 83mm
S2.11.2033/S2.11.2034 ¹	LED spot Etage deep square tiltable	Grey	790lm	4000K	>90Ra	Passive	9W	38°	Ø 83mm
S2.11.2035/S2.11.2036 ¹	LED spot Etage deep square tiltable	White	700lm	2700K	>90Ra	Passive	9W	38°	Ø 83mm
S2.11.2037/S2.11.2038 ¹	LED spot Etage deep square tiltable	White	740lm	3000K	>90Ra	Passive	9W	38°	Ø 83mm
S2.11.2039/S2.11.2040 ¹	LED spot Etage deep square tiltable	White	790lm	4000K	>90Ra	Passive	9W	38°	Ø 83mm
S2.11.2041/S2.11.2042 ¹	LED spot Etage deep square tiltable	Black	700lm	2700K	>90Ra	Passive	9W	38°	Ø 83mm
S2.11.2043/S2.11.2044 ¹	LED spot Etage deep square tiltable	Black	740lm	3000K	>90Ra	Passive	9W	38°	Ø 83mm
S2.11.2045/S2.11.2046 ¹	LED spot Etage deep square tiltable	Black	790lm	4000K	>90Ra	Passive	9W	38°	Ø 83mm

¹ Article number with ¹ indicates dimmable driver is included.

Product List


Lika


LED Spot Light

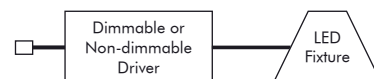
Round & Square Tilttable



8.4W, 350mA
AVAILABLE ON REQUEST



Product Information	System Power	13W		
	CRI	>90Ra		
	CCT	2700K	3000K	4000K
	LED Lumen	700lm	740lm	790lm
	LED Efficacy	78lm/W	82lm/W	88lm/W
	LOR	>87%		
	Driver	500mA Non-Dimmable or Dimmable Driver (included)		
	Reflector	 38° Low-glare included		



System includes: fixture, driver and quick connector



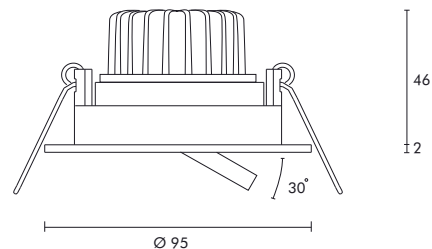
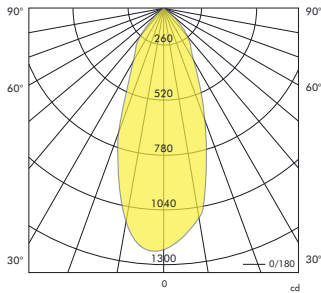
Quick connector (included)

On Request	Article No.	Description
	-	1-10v or DALI dimmable driver available on request
	-	8.4W, 350mA version available on request

Lika 2700K

H [m]		[lux]	Beam [Ø cm]	Field [Ø cm]
1		1146	70	190
2		286	140	370
3		127	210	560
4		72	280	740
5		46	350	920

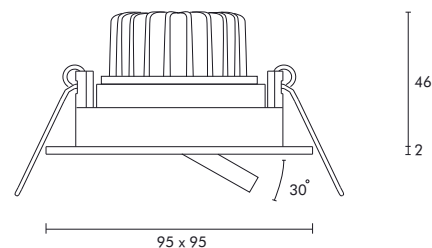
Beam (50%) Angle: 39° Field (10%) Angle: 85°



Article No.	Product Name	Color	LED Lumen	CCT	CRI	Cooling	LED Power	Reflector	Cutout Size
S2.11.1975/S2.11.1976 ¹	LED spot Lika round tiltable	Grey	700lm	2700K	>90Ra	Passive	9W	38°	Ø 83mm
S2.11.1977/S2.11.1978 ¹	LED spot Lika round tiltable	Grey	740lm	3000K	>90Ra	Passive	9W	38°	Ø 83mm
S2.11.1979/S2.11.1980 ¹	LED spot Lika round tiltable	Grey	790lm	4000K	>90Ra	Passive	9W	38°	Ø 83mm
S2.11.1981/S2.11.1982 ¹	LED spot Lika round tiltable	White	700lm	2700K	>90Ra	Passive	9W	38°	Ø 83mm
S2.11.1983/S2.11.1984 ¹	LED spot Lika round tiltable	White	740lm	3000K	>90Ra	Passive	9W	38°	Ø 83mm
S2.11.1985/S2.11.1986 ¹	LED spot Lika round tiltable	White	790lm	4000K	>90Ra	Passive	9W	38°	Ø 83mm
S2.11.1987/S2.11.1988 ¹	LED spot Lika round tiltable	Black	700lm	2700K	>90Ra	Passive	9W	38°	Ø 83mm
S2.11.1989/S2.11.1990 ¹	LED spot Lika round tiltable	Black	740lm	3000K	>90Ra	Passive	9W	38°	Ø 83mm
S2.11.1991/S2.11.1991 ¹	LED spot Lika round tiltable	Black	790lm	4000K	>90Ra	Passive	9W	38°	Ø 83mm

¹ Article number with ¹ indicates dimmable driver is included.

Product List



Article No.	Product Name	Color	LED Lumen	CCT	CRI	Cooling	LED Power	Reflector	Cutout Size
S2.11.1993/S2.11.1994 ¹	LED spot Lika square tiltable	Grey	700lm	2700K	>90Ra	Passive	9W	38°	Ø 83mm
S2.11.1995/S2.11.1996 ¹	LED spot Lika square tiltable	Grey	740lm	3000K	>90Ra	Passive	9W	38°	Ø 83mm
S2.11.1997/S2.11.1998 ¹	LED spot Lika square tiltable	Grey	790lm	4000K	>90Ra	Passive	9W	38°	Ø 83mm
S2.11.1999/S2.11.2000 ¹	LED spot Lika square tiltable	White	700lm	2700K	>90Ra	Passive	9W	38°	Ø 83mm
S2.11.2001/S2.11.2002 ¹	LED spot Lika square tiltable	White	740lm	3000K	>90Ra	Passive	9W	38°	Ø 83mm
S2.11.2003/S2.11.2004 ¹	LED spot Lika square tiltable	White	790lm	4000K	>90Ra	Passive	9W	38°	Ø 83mm
S2.11.2005/S2.11.2006 ¹	LED spot Lika square tiltable	Black	700lm	2700K	>90Ra	Passive	9W	38°	Ø 83mm
S2.11.2007/S2.11.2008 ¹	LED spot Lika square tiltable	Black	740lm	3000K	>90Ra	Passive	9W	38°	Ø 83mm
S2.11.2009/S2.11.2010 ¹	LED spot Lika square tiltable	Black	790lm	4000K	>90Ra	Passive	9W	38°	Ø 83mm

¹ Article number with ¹ indicates dimmable driver is included.

Product List

Vela

LED Spot Light

Deep Round Fixed



8.4W, 350mA

AVAILABLE ON REQUEST



Power




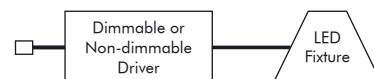
Lumen



CCT



Product Information	System Power	12W		
	CRI	>90Ra		
	CCT	2700K	3000K	4000K
	LED Lumen	650lm	700lm	800lm
	LED Efficacy	72lm/W	78lm/W	89lm/W
	LOR	81%		
	Driver	500mA Non-Dimmable or Dimmable Driver (included)		
	Reflector	 38° Low-glare included		



System includes: fixture, driver and quick connector



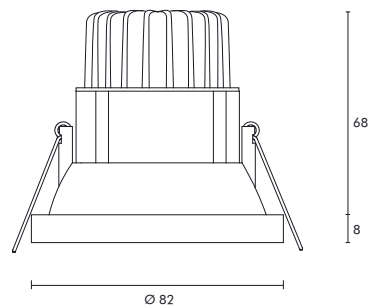
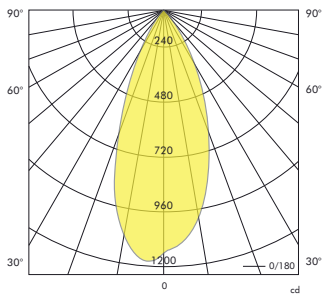
Quick connector (included)

On Request	Article No.	Description
	-	1-10v or DALI dimmable driver available on request
	-	8.4W, 350mA version available on request

Vela Deep Round 3000K

H [m]		[lux]	Beam [Ø cm]	Field [Ø cm]
1		1044	70	140
2		261	140	290
3		116	210	430
4		65	280	580
5		42	350	720

Beam (50%) Angle: 38° Field (10%) Angle: 72°



Article No.	Product Name	Color	LED Lumen	CCT	CRI	Cooling	LED Power	Reflector	Cutout Size
S2.11.1957/S2.11.1958 ¹	LED spot Vela deep round fixed	Grey	650lm	2700K	>90Ra	Passive	9W	38°	Ø 75mm
S2.11.1959/S2.11.1960 ¹	LED spot Vela deep round fixed	Grey	700lm	3000K	>90Ra	Passive	9W	38°	Ø 75mm
S2.11.1961/S2.11.1962 ¹	LED spot Vela deep round fixed	Grey	800lm	4000K	>90Ra	Passive	9W	38°	Ø 75mm
S2.11.1963/S2.11.1964 ¹	LED spot Vela deep round fixed	White	650lm	2700K	>90Ra	Passive	9W	38°	Ø 75mm
S2.11.1965/S2.11.1966 ¹	LED spot Vela deep round fixed	White	700lm	3000K	>90Ra	Passive	9W	38°	Ø 75mm
S2.11.1967/S2.11.1968 ¹	LED spot Vela deep round fixed	White	800lm	4000K	>90Ra	Passive	9W	38°	Ø 75mm
S2.11.1969/S2.11.1970 ¹	LED spot Vela deep round fixed	Black	650lm	2700K	>90Ra	Passive	9W	38°	Ø 75mm
S2.11.1971/S2.11.1972 ¹	LED spot Vela deep round fixed	Black	700lm	3000K	>90Ra	Passive	9W	38°	Ø 75mm
S2.11.1973/S2.11.1974 ¹	LED spot Vela deep round fixed	Black	800lm	4000K	>90Ra	Passive	9W	38°	Ø 75mm

¹ Article number with ¹ indicates dimmable driver is included.

Fondo


LED Spot Light

Deep Round Fixed & Tiltable



8.4W, 350mA

AVAILABLE ON REQUEST



Power



Lumen



CCT



RoHS



30°





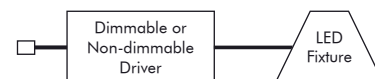
IP44



0.8m



Product Information	System Power	12W		
	CRI	>90Ra		
	CCT	2700K	3000K	4000K
	LED Lumen	650lm	700lm	800lm
	LED Efficacy	72lm/W	78lm/W	89lm/W
	LOR	Up to 81%		
	Driver	500mA Non-Dimmable or Dimmable Driver (included)		
	Reflector	<div>   </div> <div> 24° Low-glare tiltable included 38° Low-glare fixed included </div>		



System includes: fixture, driver and quick connector



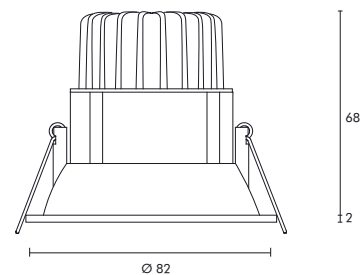
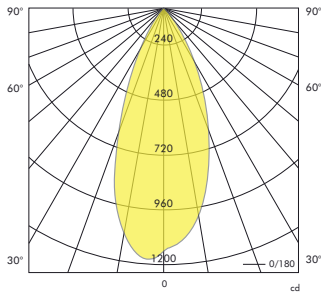
Quick connector (included)

On Request	Article No.	Description
	-	1-10v or DALI dimmable driver available on request
	-	8.4W, 350mA version available on request

Fondo Deep Round Fixed 3000K

H [m]		[lux]	Beam [Ø cm]	Field [Ø cm]
1		1044	70	140
2		261	140	290
3		116	210	430
4		65	280	580
5		42	350	720

Beam (50%) Angle: 38° Field (10%) Angle: 72°



Article No.	Product Name	Color	LED Lumen	CCT	CRI	Cooling	LED Power	Reflector	Cutout Size
S2.11.1849/S2.11.1850 ¹	LED spot Fondo deep round fixed	Grey	650lm	2700K	>90Ra	Passive	9W	38°	Ø 75mm
S2.11.1851/2.11.1852 ¹	LED spot Fondo deep round fixed	Grey	700lm	3000K	>90Ra	Passive	9W	38°	Ø 75mm
S2.11.1853/S2.11.1854 ¹	LED spot Fondo deep round fixed	Grey	800lm	4000K	>90Ra	Passive	9W	38°	Ø 75mm
S2.11.1855/S2.11.1856 ¹	LED spot Fondo deep round fixed	White	650lm	2700K	>90Ra	Passive	9W	38°	Ø 75mm
S2.11.1857/S2.11.1858 ¹	LED spot Fondo deep round fixed	White	700lm	3000K	>90Ra	Passive	9W	38°	Ø 75mm
S2.11.1859/S2.11.1860 ¹	LED spot Fondo deep round fixed	White	800lm	4000K	>90Ra	Passive	9W	38°	Ø 75mm
S2.11.1861/S2.11.1862 ¹	LED spot Fondo deep round fixed	Black	650lm	2700K	>90Ra	Passive	9W	38°	Ø 75mm
S2.11.1863/S2.11.1864 ¹	LED spot Fondo deep round fixed	Black	700lm	3000K	>90Ra	Passive	9W	38°	Ø 75mm
S2.11.1865/2.11.1866 ¹	LED spot Fondo deep round fixed	Black	800lm	4000K	>90Ra	Passive	9W	38°	Ø 75mm

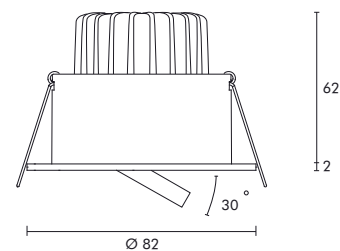
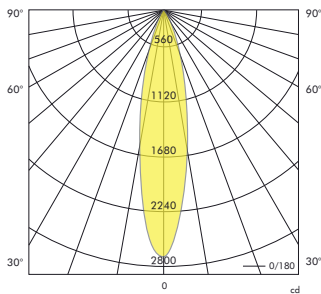
¹ Article number with ¹ indicates dimmable driver is included.

Product List

Fondo Deep Round Tiltable 3000K

H [m]		[lux]	Beam [Ø cm]	Field [Ø cm]
1		2625	40	90
2		656	80	190
3		292	120	280
4		164	160	370
5		105	190	460

Beam (50%) Angle: 22° Field (10%) Angle: 49°



Article No.	Product Name	Color	LED Lumen	CCT	CRI	Cooling	LED Power	Reflector	Cutout Size
S2.11.1831/S2.11.1832 ¹	LED spot Fondo deep round tiltable	Grey	650lm	2700K	>90Ra	Passive	9W	24°	Ø 75mm
S2.11.1833/S2.11.1834 ¹	LED spot Fondo deep round tiltable	Grey	700lm	3000K	>90Ra	Passive	9W	24°	Ø 75mm
S2.11.1835/S2.11.1836 ¹	LED spot Fondo deep round tiltable	Grey	800lm	4000K	>90Ra	Passive	9W	24°	Ø 75mm
S2.11.1837/S2.11.1838 ¹	LED spot Fondo deep round tiltable	White	650lm	2700K	>90Ra	Passive	9W	24°	Ø 75mm
S2.11.1839/S2.11.1840 ¹	LED spot Fondo deep round tiltable	White	700lm	3000K	>90Ra	Passive	9W	24°	Ø 75mm
S2.11.1841/S2.11.1842 ¹	LED spot Fondo deep round tiltable	White	800lm	4000K	>90Ra	Passive	9W	24°	Ø 75mm
S2.11.1843/S2.11.1844 ¹	LED spot Fondo deep round tiltable	Black	650lm	2700K	>90Ra	Passive	9W	24°	Ø 75mm
S2.11.1845/S2.11.1846 ¹	LED spot Fondo deep round tiltable	Black	700lm	3000K	>90Ra	Passive	9W	24°	Ø 75mm
S2.11.1847/S2.11.1848 ¹	LED spot Fondo deep round tiltable	Black	800lm	4000K	>90Ra	Passive	9W	24°	Ø 75mm

¹ Article number with ¹ indicates dimmable driver is included.

Product List



Fondo Asymmetric

LED Spot Light


Deep Round & Square Fixed

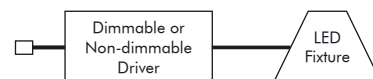
8.4W, 350mA

AVAILABLE ON REQUEST

Fixed	Cutout Size	 Ø 83mm
Tiltable	Cutout Size	 86*83mm



Product Information	System Power	12W		
	CRI	>90Ra		
	CCT	2700K	3000K	4000K
	LED Lumen	650lm	700lm	800lm
	LED Efficacy	72lm/W	78lm/W	89lm/W
	LOR	Up to 75%		
	Driver	500mA Non-Dimmable or Dimmable Driver (included)		
	Reflector	 20° Low-glare included		



System includes: fixture, driver and quick connector



Quick connector (included)

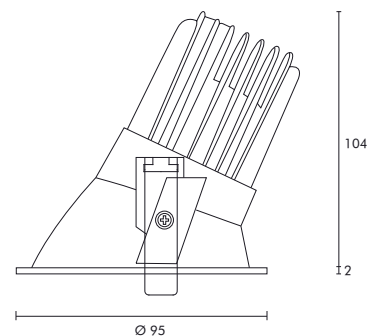
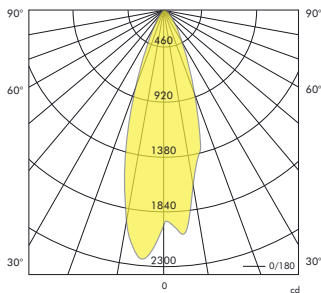
On Request	Article No.	Description
	-	1-10v or DALI dimmable driver available on request
	-	8.4W, 350mA version available on request

Fondo Asymmetric Deep Round 3000K

H [m]		[lux]	Beam [Ø cm]	Field [Ø cm]
1		1647	40	100
2		412	80	200
3		183	120	300
4		103	160	400
5		66	200	500

Beam (50%) Angle: 23°

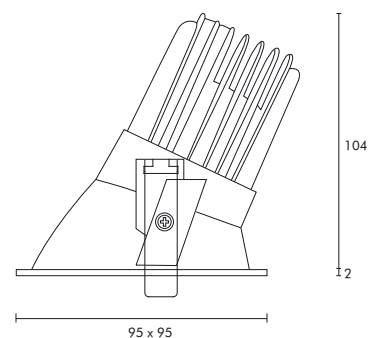
Field (10%) Angle: 53°



Article No.	Product Name	Color	LED Lumen	CCT	CRI	Cooling	LED Power	Reflector	Cutout Size
S2.11.1867/S2.11.1868 ¹	LED spot Fondo Asymmetric deep round fixed	Grey	650lm	2700K	>90Ra	Passive	9W	20°	Ø 83mm
S2.11.1869/S2.11.1870 ¹	LED spot Fondo Asymmetric deep round fixed	Grey	700lm	3000K	>90Ra	Passive	9W	20°	Ø 83mm
S2.11.1871/S2.11.1872 ¹	LED spot Fondo Asymmetric deep round fixed	Grey	800lm	4000K	>90Ra	Passive	9W	20°	Ø 83mm
S2.11.1873/S2.11.1874 ¹	LED spot Fondo Asymmetric deep round fixed	White	650lm	2700K	>90Ra	Passive	9W	20°	Ø 83mm
S2.11.1875/S2.11.1876 ¹	LED spot Fondo Asymmetric deep round fixed	White	700lm	3000K	>90Ra	Passive	9W	20°	Ø 83mm
S2.11.1877/S2.11.1878 ¹	LED spot Fondo Asymmetric deep round fixed	White	800lm	4000K	>90Ra	Passive	9W	20°	Ø 83mm
S2.11.1879/S2.11.1880 ¹	LED spot Fondo Asymmetric deep round fixed	Black	650lm	2700K	>90Ra	Passive	9W	20°	Ø 83mm
S2.11.1881/S2.11.1882 ¹	LED spot Fondo Asymmetric deep round fixed	Black	700lm	3000K	>90Ra	Passive	9W	20°	Ø 83mm
S2.11.1883/S2.11.1884 ¹	LED spot Fondo Asymmetric deep round fixed	Black	800lm	4000K	>90Ra	Passive	9W	20°	Ø 83mm

¹ Article number with ¹ indicates dimmable driver is included.

Product List



Article No.	Product Name	Color	LED Lumen	CCT	CRI	Cooling	LED Power	Reflector	Cutout Size
S2.11.1885/S2.11.1886 ¹	LED spot Fondo Asymmetric deep square fixed	Grey	650lm	2700K	>90Ra	Passive	9W	20°	86*83mm
S2.11.1887/S2.11.1888 ¹	LED spot Fondo Asymmetric deep square fixed	Grey	700lm	3000K	>90Ra	Passive	9W	20°	86*83mm
S2.11.1889/S2.11.1890 ¹	LED spot Fondo Asymmetric deep square fixed	Grey	800lm	4000K	>90Ra	Passive	9W	20°	86*83mm
S2.11.1891/S2.11.1892 ¹	LED spot Fondo Asymmetric deep square fixed	White	650lm	2700K	>90Ra	Passive	9W	20°	86*83mm
S2.11.1893/S2.11.1894 ¹	LED spot Fondo Asymmetric deep square fixed	White	700lm	3000K	>90Ra	Passive	9W	20°	86*83mm
S2.11.1895/S2.11.1896 ¹	LED spot Fondo Asymmetric deep square fixed	White	800lm	4000K	>90Ra	Passive	9W	20°	86*83mm
S2.11.1897/S2.11.1898 ¹	LED spot Fondo Asymmetric deep square fixed	Black	650lm	2700K	>90Ra	Passive	9W	20°	86*83mm
S2.11.1899/S2.11.1900 ¹	LED spot Fondo Asymmetric deep square fixed	Black	700lm	3000K	>90Ra	Passive	9W	20°	86*83mm
S2.11.1901/S2.11.1902 ¹	LED spot Fondo Asymmetric deep square fixed	Black	800lm	4000K	>90Ra	Passive	9W	20°	86*83mm

¹ Article number with ¹ indicates dimmable driver is included.

Product List

Squadra

LED Spot Light

Deep Square Turn- & Tilttable



8.4W, 350mA

AVAILABLE ON REQUEST



Power



Lumen



CCT



RoHS



30°




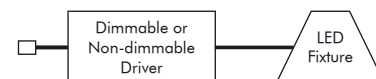
IP44



0.8 m



Product Information	System Power	12W		
	CRI	>90Ra		
	CCT	2700K	3000K	4000K
	LED Lumen	650lm	700lm	800lm
	LED Efficacy	72lm/W	78lm/W	89lm/W
	LOR	80%		
	Driver	500mA Non-Dimmable or Dimmable Driver (included)		
	Reflector	 38° Low-glare included		



System includes: fixture, driver and quick connector



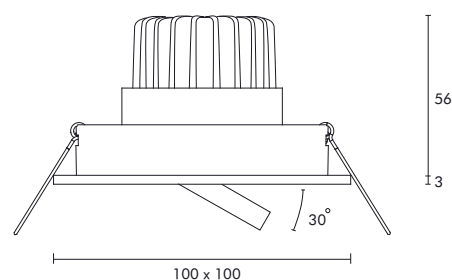
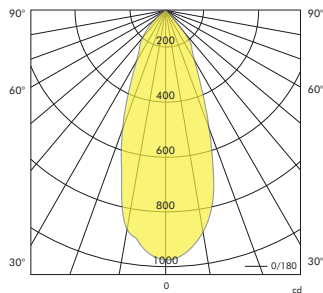
Quick connector (included)

On Request	Article No.	Description
	-	1-10v or DALI dimmable driver available on request
	-	8.4W, 350mA version available on request

Squadra 3000K

H [m]		[lux]	Beam [Ø cm]	Field [Ø cm]
1		954	70	180
2		239	140	370
3		106	210	550
4		60	280	730
5		38	350	920

Beam (50%) Angle: 38° Field (10%) Angle: 85°



Article No.	Product Name	Color	LED Lumen	CCT	CRI	Cooling	LED Power	Reflector	Cutout Size
S2.11.1939/S2.11.1940 ¹	LED spot Squadra deep square turn- & tiltable	Grey	650lm	2700K	>90Ra	Passive	9W	38°	Ø 90mm
S2.11.1941/S2.11.1942 ¹	LED spot Squadra deep square turn- & tiltable	Grey	700lm	3000K	>90Ra	Passive	9W	38°	Ø 90mm
S2.11.1943/S2.11.1944 ¹	LED spot Squadra deep square turn- & tiltable	Grey	800lm	4000K	>90Ra	Passive	9W	38°	Ø 90mm
S2.11.1945/S2.11.1946 ¹	LED spot Squadra deep square turn- & tiltable	White	650lm	2700K	>90Ra	Passive	9W	38°	Ø 90mm
S2.11.1947/S2.11.1948 ¹	LED spot Squadra deep square turn- & tiltable	White	700lm	3000K	>90Ra	Passive	9W	38°	Ø 90mm
S2.11.1949/S2.11.1950 ¹	LED spot Squadra deep square turn- & tiltable	White	800lm	4000K	>90Ra	Passive	9W	38°	Ø 90mm
S2.11.1951/S2.11.1952 ¹	LED spot Squadra deep square turn- & tiltable	Black	650lm	2700K	>90Ra	Passive	9W	38°	Ø 90mm
S2.11.1953/S2.11.1954 ¹	LED spot Squadra deep square turn- & tiltable	Black	700lm	3000K	>90Ra	Passive	9W	38°	Ø 90mm
S2.11.1955/S2.11.1956 ¹	LED spot Squadra deep square turn- & tiltable	Black	800lm	4000K	>90Ra	Passive	9W	38°	Ø 90mm

¹ Article number with ¹ indicates dimmable driver is included.

Teto



LED Spot Light

Deep Dark & Glossy Round Tiltable



8.4W, 350mA

AVAILABLE ON REQUEST



Power




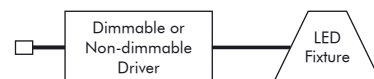
Lumen



CCT



Product Information	System Power	12W		
	CRI	>90Ra		
	CCT	2700K	3000K	4000K
	LED Lumen	650lm	700lm	800lm
	LED Efficacy	72lm/W	78lm/W	89lm/W
	LOR	Up to 71%		
	Driver	500mA Non-Dimmable or Dimmable Driver (included)		
	Reflector	 20° Low-glare included		



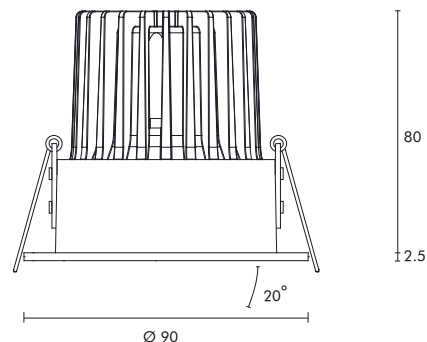
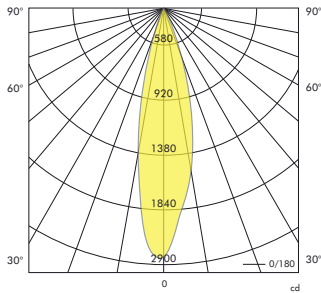
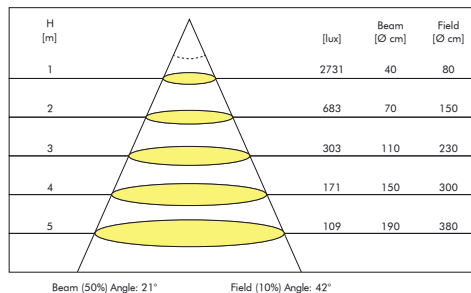
System includes: fixture, driver and quick connector



Quick connector (included)

On Request	Article No.	Description
	-	1-10v or DALI dimmable driver available on request
	-	8.4W, 350mA version available on request

Teto Dark 2700K

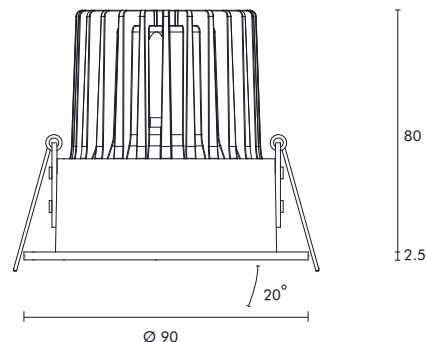
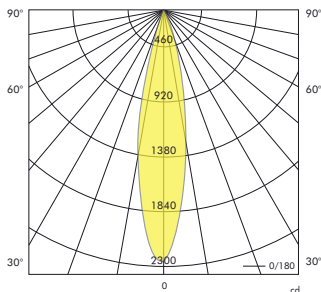
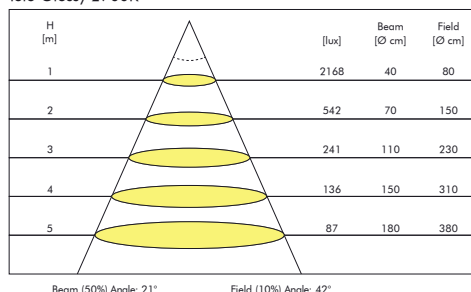


Article No.	Product Name	Color	LED Lumen	CCT	CRI	Cooling	LED Power	Reflector	Cutout Size
S2.11.1903/S2.11.1904 ¹	LED spot Teto deep dark round tiltable	Grey	650lm	2700K	>90Ra	Passive	9W	20°	Ø 75mm
S2.11.1905/S2.11.1906 ¹	LED spot Teto deep dark round tiltable	Grey	700lm	3000K	>90Ra	Passive	9W	20°	Ø 75mm
S2.11.1907/S2.11.1908 ¹	LED spot Teto deep dark round tiltable	Grey	800lm	4000K	>90Ra	Passive	9W	20°	Ø 75mm
S2.11.1909/S2.11.1910 ¹	LED spot Teto deep dark round tiltable	White	650lm	2700K	>90Ra	Passive	9W	20°	Ø 75mm
S2.11.1911/S2.11.1912 ¹	LED spot Teto deep dark round tiltable	White	700lm	3000K	>90Ra	Passive	9W	20°	Ø 75mm
S2.11.1913/S2.11.1914 ¹	LED spot Teto deep dark round tiltable	White	800lm	4000K	>90Ra	Passive	9W	20°	Ø 75mm
S2.11.1915/S2.11.1916 ¹	LED spot Teto deep dark round tiltable	Black	650lm	2700K	>90Ra	Passive	9W	20°	Ø 75mm
S2.11.1917/S2.11.1918 ¹	LED spot Teto deep dark round tiltable	Black	700lm	3000K	>90Ra	Passive	9W	20°	Ø 75mm
S2.11.1919/S2.11.1920 ¹	LED spot Teto deep dark round tiltable	Black	800lm	4000K	>90Ra	Passive	9W	20°	Ø 75mm

¹ Article number with ¹ indicates dimmable driver is included.

Product List

Teto Glossy 2700K



Article No.	Product Name	Color	LED Lumen	CCT	CRI	Cooling	LED Power	Reflector	Cutout Size
S2.11.1921/S2.11.1922 ¹	LED spot Teto deep glossy round tiltable	Grey	650lm	2700K	>90Ra	Passive	9W	20°	Ø 75mm
S2.11.1923/S2.11.1924 ¹	LED spot Teto deep glossy round tiltable	Grey	700lm	3000K	>90Ra	Passive	9W	20°	Ø 75mm
S2.11.1925/S2.11.1926 ¹	LED spot Teto deep glossy round tiltable	Grey	800lm	4000K	>90Ra	Passive	9W	20°	Ø 75mm
S2.11.1927/S2.11.1928 ¹	LED spot Teto deep glossy round tiltable	White	650lm	2700K	>90Ra	Passive	9W	20°	Ø 75mm
S2.11.1929/S2.11.1930 ¹	LED spot Teto deep glossy round tiltable	White	700lm	3000K	>90Ra	Passive	9W	20°	Ø 75mm
S2.11.1931/S2.11.1932 ¹	LED spot Teto deep glossy round tiltable	White	800lm	4000K	>90Ra	Passive	9W	20°	Ø 75mm
S2.11.1933/S2.11.1934 ¹	LED spot Teto deep glossy round tiltable	Black	650lm	2700K	>90Ra	Passive	9W	20°	Ø 75mm
S2.11.1935/S2.11.1936 ¹	LED spot Teto deep glossy round tiltable	Black	700lm	3000K	>90Ra	Passive	9W	20°	Ø 75mm
S2.11.1937/S2.11.1938 ¹	LED spot Teto deep glossy round tiltable	Black	800lm	4000K	>90Ra	Passive	9W	20°	Ø 75mm

¹ Article number with ¹ indicates dimmable driver is included.

Product List

Dark

LED Spot Light

Deep Round & Oval Tilttable

8.4W, 350mA

AVAILABLE ON REQUEST



Power




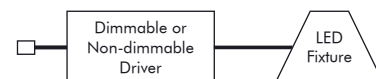
Lumen



CCT



Product Information	System Power	12W		
	CRI	>90Ra		
	CCT	2700K	3000K	4000K
	LED Lumen	650lm	700lm	800lm
	LED Efficacy	72lm/W	78lm/W	89lm/W
	LOR	Up to 40%		
	Driver	500mA Non-Dimmable or Dimmable Driver (included)		
	Reflector	 20° Low-glare included		



System includes: fixture, driver and quick connector



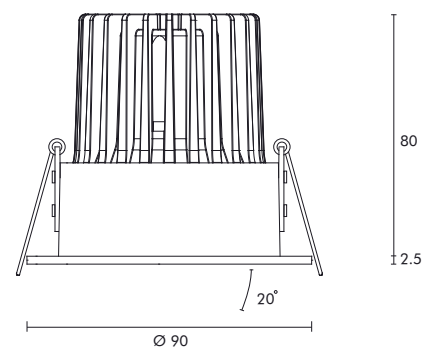
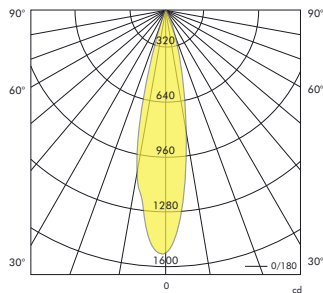
Quick connector (included)

On Request	Article No.	Description
	-	1-10v or DALI dimmable driver available on request
	-	8.4W, 350mA version available on request

Dark Deep Round 2700K

H [m]		[lux]	Beam [Ø cm]	Field [Ø cm]
1		1423	40	70
2		356	70	130
3		158	110	200
4		89	140	260
5		57	180	330

Beam (50%) Angle: 20° Field (10%) Angle: 36°



Article No.	Product Name	Color	LED Lumen	CCT	CRI	Cooling	LED Power	Reflector	Cutout Size
S2.11.1795/S2.11.1796 ¹	LED spot Dark deep round tiltable	Grey	650lm	2700K	>90Ra	Passive	9W	20°	Ø 75mm
S2.11.1797/S2.11.1798 ¹	LED spot Dark deep round tiltable	Grey	700lm	3000K	>90Ra	Passive	9W	20°	Ø 75mm
S2.11.1799/S2.11.1800 ¹	LED spot Dark deep round tiltable	Grey	800lm	4000K	>90Ra	Passive	9W	20°	Ø 75mm
S2.11.1801/S2.11.1802 ¹	LED spot Dark deep round tiltable	White	650lm	2700K	>90Ra	Passive	9W	20°	Ø 75mm
S2.11.1803/S2.11.1804 ¹	LED spot Dark deep round tiltable	White	700lm	3000K	>90Ra	Passive	9W	20°	Ø 75mm
S2.11.1805/S2.11.1806 ¹	LED spot Dark deep round tiltable	White	800lm	4000K	>90Ra	Passive	9W	20°	Ø 75mm
S2.11.1807/S2.11.1808 ¹	LED spot Dark deep round tiltable	Black	650lm	2700K	>90Ra	Passive	9W	20°	Ø 75mm
S2.11.1809/S2.11.1810 ¹	LED spot Dark deep round tiltable	Black	700lm	3000K	>90Ra	Passive	9W	20°	Ø 75mm
S2.11.1811/S2.11.1812 ¹	LED spot Dark deep round tiltable	Black	800lm	4000K	>90Ra	Passive	9W	20°	Ø 75mm

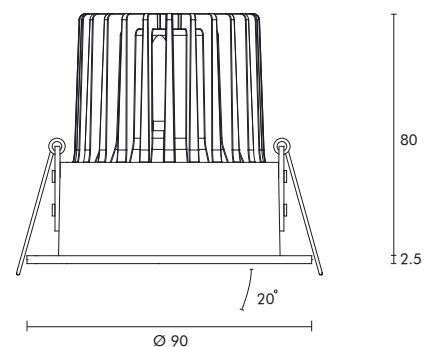
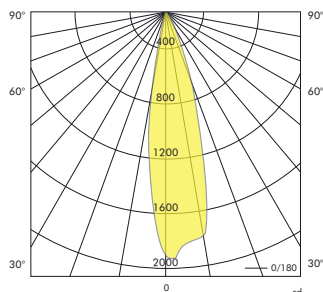
¹ Article number with ¹ indicates dimmable driver is included.

Product List

Dark Deep Oval 2700K

H [m]		[lux]	Beam [Ø cm]	Field [Ø cm]
1		1770	40	80
2		442	80	150
3		197	120	230
4		111	160	300
5		71	200	380

Beam (50%) Angle: 22° Field (10%) Angle: 42°



Article No.	Product Name	Color	LED Lumen	CCT	CRI	Cooling	LED Power	Reflector	Cutout Size
S2.11.1813/S2.11.1814 ¹	LED spot Dark deep oval tiltable	Grey	650lm	2700K	>90Ra	Passive	9W	20°	Ø 75mm
S2.11.1815/S2.11.1816 ¹	LED spot Dark deep oval tiltable	Grey	700lm	3000K	>90Ra	Passive	9W	20°	Ø 75mm
S2.11.1817/S2.11.1818 ¹	LED spot Dark deep oval tiltable	Grey	800lm	4000K	>90Ra	Passive	9W	20°	Ø 75mm
S2.11.1819/S2.11.1820 ¹	LED spot Dark deep oval tiltable	White	650lm	2700K	>90Ra	Passive	9W	20°	Ø 75mm
S2.11.1821/S2.11.1822 ¹	LED spot Dark deep oval tiltable	White	700lm	3000K	>90Ra	Passive	9W	20°	Ø 75mm
S2.11.1823/S2.11.1824 ¹	LED spot Dark deep oval tiltable	White	800lm	4000K	>90Ra	Passive	9W	20°	Ø 75mm
S2.11.1825/S2.11.1826 ¹	LED spot Dark deep oval tiltable	Black	650lm	2700K	>90Ra	Passive	9W	20°	Ø 75mm
S2.11.1827/S2.11.1828 ¹	LED spot Dark deep oval tiltable	Black	700lm	3000K	>90Ra	Passive	9W	20°	Ø 75mm
S2.11.1829/S2.11.1830 ¹	LED spot Dark deep oval tiltable	Black	800lm	4000K	>90Ra	Passive	9W	20°	Ø 75mm



¹ Article number with ¹ indicates dimmable driver is included.


Product List


Globo

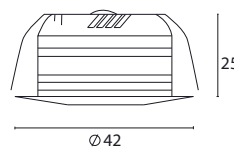
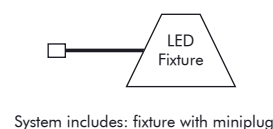
LED Spot Light

Fixed & Tilttable Round

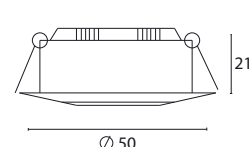
Fixed	Cutout Size	 Ø 35mm
Tilttable	Cutout Size	 Ø 42mm



Product Information	LED Power	Max. 3W	
	CRI	>80Ra	
	CCT	2700K	3200K
	LED Lumen	up to 132lm	
	LED Efficacy	44lm/W	
	LOR	85%	
	Driver	DC Max. 700mA Driver (not included)	
	Lens	 40° included	




Fixed



Tilttable

On Request	Description
	700mA Constant Current LED Drivers
	Miniplug

Product List	Article No.	Product Name	Color	LED Lumen	CCT	CRI	Cooling	LED Power	Lens	Cutout Size
	S2.11.0623	LED spot Globo fixed	Aluminium	132lm	3200K	>80Ra	Passive	Max. 3W	40°	Ø 35mm
	S2.11.0637	LED spot Globo fixed	Aluminium	132lm	2700K	>80Ra	Passive	Max. 3W	40°	Ø 35mm
	S2.11.0624	LED spot Globo tilttable	Aluminium	132lm	3200K	>80Ra	Passive	Max. 3W	40°	Ø 42mm
	S2.11.0638	LED spot Globo tilttable	Aluminium	132lm	2700K	>80Ra	Passive	Max. 3W	40°	Ø 42mm



Accento

LED Cabinet Spot

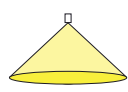
Round & Square

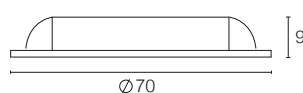


System includes: fixture with mini Amp connector

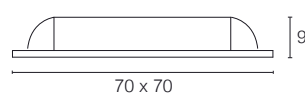


200cm mini AMP connector
(included)

LED Power	3W	Product Information
CRI	>75Ra	
CCT	3000K	
LED Lumen	220lm	
Driver	DC Max. 12V Driver (not included)	
Beam Angle	 110° included	



Round



Square

Description	On Request
12V Constant Voltage LED Drivers	
AMP connector	

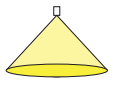
Article No.	Product Name	Color	LED Lumen	CCT	CRI	Cooling	LED Power	Beam Angle	Cutout Size	Product List
S2.11.0728	Cabinetspot Accento round	Brushed Aluminium	220lm	3000K	>75Ra	Passive	3W	110°	Ø 55mm	
S2.11.0730	Cabinetspot Accento square	Brushed Aluminium	220lm	3000K	>75Ra	Passive	3W	110°	Ø 55mm	

Accent Two

LED Cabinet Spot

Fixed Round



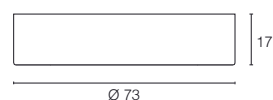
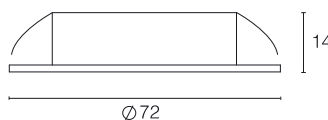
Product Information	LED Power	Max. 3W
	CRI	>80Ra
	CCT	3000K
	LED Lumen	Up to 240lm
	Driver	DC Max. 350mA Driver (not included)
	Beam Angle	 90° included



System includes: fixture with miniplug



2m cable with Miniplug (included)



Frame (not included)

On Request	Article No.	Description	Article No.	Description
	S2.01.0802	Frame Brushed Aluminium for Accent Two (size Ø73 H:17)	-	350mA Constant Current LED Drivers
	S2.01.0803	Frame White for Accent Two (size Ø73 H:17)	-	Miniplug

Product List	Article No.	Product Name	Color	LED Lumen	CCT	CRI	Cooling	LED Power	Beam Angle	Cutout Size
	S2.11.1127	Cabinet LED spot Accent Two	Brushed Aluminium	240lm	3000K	>80Ra	Passive	Max. 3W	90°	Ø 55mm
	S2.11.1591	Cabinet LED spot Accent Two	White	240lm	3000K	>80Ra	Passive	Max. 3W	90°	Ø 55mm

Accent Two





LED Troffer
coming soon

Einbauleuchten

Panels I

Recessed

Panels

Frio

Recessed Panel

LED



Product Information	UGR	UGR > 19						UGR < 19			
	Size	595*595mm		622*622mm		1195*295mm		595*595mm		622*622mm	
	System Power	44W @ max. 1150mA						37,5W @ max. 950mA			
	CRI	>80Ra									
	CCT	3000K	4000K	3000K	4000K	3000K	4000K	3000K	4000K	3000K	4000K
	LED Lumen	5620lm	5720lm	5700lm	5830lm	5800lm	5900lm	4800lm	4880lm	4610lm	4680lm
	LED Efficacy	139lm/W	141lm/W	142lm/W	145lm/W	143lm/W	146lm/W	141lm/W	144lm/W	135lm/W	137lm/W
	LOR	>80%									
	Driver	Not included, available options in driver list									
	Cover	PMMA Opal Diffuser									



S2.01.0936 Surface mounting frame 595 (not included)



S2.01.0937 Surface mounting frame 622 (not included)



S2.01.0939 Surface mounting frame 1195 (not included)



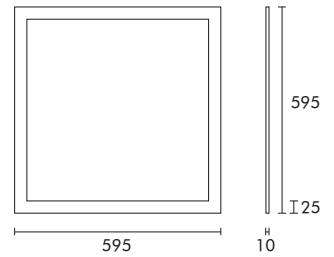
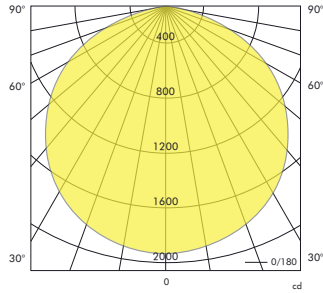
S2.01.0949 Pendant set (not included)

On Request	Article No.	Description	Article No.	Description
	S2.01.0936	Surface mounting frame 595 (size 605*600*50mm)	S2.01.0949	Pendant set (4*1200mm cable)
	S2.01.0937	Surface mounting frame 622 (size 630*630*50mm)		
	S2.01.0939	Surface mounting frame 1195 (size 1205*300*50mm)		

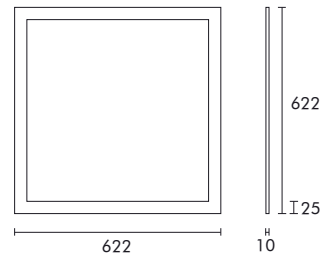
Frio 595*595mm 3000K 1150mA

H [m]	[lux]	Beam [Ø cm]	Field [Ø cm]
1	1909	320	1160
2	477	650	2320
3	212	970	3470
4	119	1270	4630
5	76	1590	5790


Beam (50%) Angle: 116° Field (10%) Angle: 160°



Quick connector (included)



Complete system includes: fixture, plug, driver and quick connector



Article No.	Product Name	Color	LED Lumen	CCT	CRI	Cooling	System Power	Cover	Size
S2.17.0683	LED panel Frio 595	White	max 5620lm	3000K	>80Ra	Passive	max 44W	Matt Opal	595*595mm
S2.17.0684	LED panel Frio 595	White	max 5720lm	4000K	>80Ra	Passive	max 44W	Matt Opal	595*595mm
S2.17.0685	LED panel Frio 622	White	max 5700lm	3000K	>80Ra	Passive	max 44W	Matt Opal	622*622mm
S2.17.0686	LED panel Frio 622	White	max 5830lm	4000K	>80Ra	Passive	max 44W	Matt Opal	622*622mm
S2.17.0903	LED panel Frio 1195	White	max 5800lm	3000K	>80Ra	Passive	max 44W	Matt Opal	1195*295mm
S2.17.0904	LED panel Frio 1195	White	max 5900lm	4000K	>80Ra	Passive	max 44W	Matt Opal	1195*295mm
S2.17.0687	LED panel Frio 595 UGR<19	White	max 4800lm	3000K	>80Ra	Passive	max 37.5W	Matt Opal	595*595mm
S2.17.0688	LED panel Frio 595 UGR<19	White	max 4880lm	4000K	>80Ra	Passive	max 37.5W	Matt Opal	595*595mm
S2.17.1261	LED panel Frio 622 UGR<19	White	max 4610lm	3000K	>80Ra	Passive	max 37.5W	Matt Opal	622*622mm
S2.17.1262	LED panel Frio 622 UGR<19	White	max 4680lm	4000K	>80Ra	Passive	max 37.5W	Matt Opal	622*622mm

Panel List

Article No.	Product Name	Output Current	Maximum Driver Power	Dimmable
S3.10.0477	LED driver with primary and secondary quick connector for LED panel Frio	850mA	36W	-
S3.10.0478	LED driver with primary and secondary quick connector for LED panel Frio	950mA	40W	-
S3.10.0479	LED driver with primary and secondary quick connector for LED panel Frio	1150mA	48W	-
S3.10.0480	LED driver OTi50 with primary and secondary quick connector for LED panel Frio	800mA	43W	-
S3.10.0481	LED driver OTi50 with primary and secondary quick connector for LED panel Frio	925mA	50W	-
S3.10.0482	LED driver OTi50 with primary and secondary quick connector for LED panel Frio	1150mA	41W	-
S3.10.0483	LED driver OTi50 with primary and secondary quick connector for LED panel Frio	800mA	43W	DALI
S3.10.0484	LED driver OTi50 with primary and secondary quick connector for LED panel Frio	950mA	51W	DALI
S3.10.0485	LED driver OTi50 with primary and secondary quick connector for LED panel Frio	1150mA	55W	DALI
S3.10.0495	LED driver with primary and secondary quick connector for LED panel Frio	920mA	40W	1-10V

Driver List